



CHURCHILL®



2021

Alchemy | Churchill | Art de Cuisine

Over 225 years of
PRODUCT
innovation
 Est. 1795
 Uncompromising Service
MARKET KNOWLEDGE
 Excellence in Design
Performance
DELIVERED

To find out more about our latest collections:

CONTACT US

Tel: +44 (0) 1782 577566
 Email: info@churchill1795.com
 Website: www.churchill1795.com

To order samples please contact:
 uk.samples@churchill1795.com

f churchill1795
@churchill1795
@churchill_1795

STOKE SHOWROOM*

No.1 Marlborough Way, Tunstall,
 Stoke-on-Trent, ST6 5NZ, England
 To arrange a visit to our Stoke Showroom
 Please Call: +44 (0) 1782 577566

LONDON SHOWROOM*

Business Design Centre,
 Suite 102, 52 Upper Street
 Islington, London, N1 0QH, England
 To arrange a visit to our London Showroom
 Please Call: +44 (0) 1782 524505

MADRID SHOWROOM*

Princesa Street No 2, 7th Floor,
 Doors 4 & 5, Madrid 28008, Spain
 To arrange a visit to our Madrid Showroom
 Please Call: +34 (0) 910 004 929

*All Showrooms open by appointment only.

CONTENTS

INTRODUCTION

INTRODUCTION	4 - 5
PERFORMANCE DELIVERED	6 - 11

ALCHEMY

INTRODUCTION	12 - 13
AMBIENCE	14 - 17
BALANCE	22 - 23
BANDS	36 - 39
BUFFET CERAMIC SERVINGWARE	40 - 45
COOK & SERVE	48 - 49
COUNTERWAVE	46 - 47
ENERGY	26 - 27
JARDIN	34 - 35
MOONSTONE	24 - 25
PLATE TOWERS	30 - 31
SEQUEL	28 - 29
SIGNATURE TILES & WOODEN BOARDS	32 - 33
WHITE	18 - 21

BUFFET

INTRODUCTION	294 - 295
CERAMIC BUFFET TRAYS	296 - 297
MELAMINE	300 - 303
WOOD	306 - 313
POLYCARBONATE COVERS	300 - 301

CHURCHILL SUPER VITRIFIED

INTRODUCTION	50 - 51
BAMBOO	ADDITIONS 190 - 201
BIT ON THE SIDE	240 - 243
BUCKINGHAM	232 - 233
CHATEAU	234 - 235
CHEFS' PLATES	ADDITIONS 210 - 211
CLASSIC	224 - 225
COOKWARE	244 - 245
COUNTER SERVE	246 - 247
COUNTER SERVE HINTS	248 - 249
EMERGE	NEW 174 - 175
EVOLVE	208 - 209
EQUATION	222 - 223
ISLA	ADDITIONS 178 - 189
LOTUS	220 - 221

In the printing of this brochure every effort has been made to ensure perfect reproduction of our products, but due to printing limitations, they may not be an exact match to the actual product.

CHURCHILL SUPER VITRIFIED (CONTINUED)

MEDITERRANEAN	222 - 223
MORESQUE PRINTS	172 - 173
NOVA	226 - 227
NOURISH	ADDITIONS 236 - 239
ORB	216 - 217
ORBIT	218 - 219
PROFILE	ADDITIONS 202 - 205
RETRO BLUE	170 - 171
SNACK ATTACK	250 - 251
STONECAST	ADDITIONS 52 - 91
STONECAST AQUEOUS	ADDITIONS 100 - 105
STONECAST HINTS	92 - 95
STONECAST PATINA	ADDITIONS 106 - 117
STONECAST PLUME	NEW 96 - 99
STUDIO PRINTS HAZE	NEW 120 - 121
STUDIO PRINTS KINTSUGI	NEW 122 - 123
STUDIO PRINTS AGANO	160 - 161
STUDIO PRINTS BRECCIA	162 - 163
STUDIO PRINTS FLUID	162 - 163
STUDIO PRINTS HOMESPUN	154 - 159
STUDIO PRINTS MINERAL	150 - 153
STUDIO PRINTS RAKU	124 - 139
STUDIO PRINTS STONE	ADDITIONS 140 - 149
TRACE	206 - 207
VELLUM	NEW 176 - 177
VINTAGE PRINTS	166 - 169
VINTAGE PRINTS MED TILES	164 - 165
VOYAGER	250 - 251
WHITE	228 - 231
X SQUARED	214 - 215
X SQUARED+	212 - 213

CHURCHILL SUPER VITRIFIED BEVERAGE

BAMBOO	198 - 199
BULB	252 - 253
CAFÉ	ADDITIONS 260 - 261
CAFÉ NOVA	260 - 261
COMPACT	262 - 263
ISLA	186 - 187
LATTE	260 - 261
MONOCHROME	253 - 257
PROFILE	204 - 205
STONECAST	66 - 87
STONECAST PATINA	ADDITIONS 113
STUDIO PRINTS HOMESPUN	157 - 159
ULTIMO	258 - 259
VINTAGE PRINTS	168 - 169
WHITE HOLLOWARE	264 - 267

ART DE CUISINE

INTRODUCTION	268 - 269
FUTURE CARE	282 - 285
IGNEOUS	290 - 293
MENU SHADES CALDERA	270 - 275
MENU PORCELAIN	278 - 281
MENU SHADES BEVERAGE	276 - 277
RUSTICS DELI BOWLS	286 - 287
RUSTICS SIMMER	288 - 289
RUSTICS SNUG MUGS	286 - 287

COMPLEMENTARY RANGES

MELAMINE	300 - 303
WOOD	306 - 313
GLASS TABLEWARE	189 & 201

CHURCHILL CUTLERY


INTRODUCTION	314 - 315
BAMBOO	ADDITIONS 328 - 329
COOPER	330 - 331
EVOLVE	NEW 318 - 319
ISLA	324 - 325
PROFILE	322 - 323
RAKU	320 - 321
STONECAST	NEW 316 - 317
TANNER	326 - 327


OUR ENVIRONMENT 332 - 333


FEATURES & BENEFITS INDEX 334 - 337


BADGING 338

Over 225 years of... INNOVATION, PASSION & EXPERTISE

 Within the hospitality sector, the choice of tableware must meet the highest standards for presentation, practicality and performance. Over 225 years of innovation, passion and expertise make Churchill the natural partner for providing tabletop solutions.

 Dentro del sector hostelero, la vajilla debe alcanzar los estándares más elevados de presentación, practicidad y durabilidad. Con más de 225 años de innovación, pasión y experiencia, Churchill resulta la elección natural para todas sus necesidades de vajilla.

 Innerhalb des Gastgewerbes muss die Auswahl des Geschirrs den höchsten Ansprüchen an Präsentation, Praktikabilität und Leistung genügen. Über 225 Jahre Innovation, Passion und Know-how machen Churchill zum natürlichen Partner für den Tabletop.

 Nel settore dell'hospitality, la scelta delle stoviglie per la tavola deve rispettare gli standard più alti di presentazione, praticità e performance. Oltre 225 anni di innovazione, passione e competenza hanno reso Churchill la scelta naturale per trovare soluzioni per la tavola.

 Dans le secteur d'hospitalité, le choix de vaisselle doit se conformer aux critères de qualité pour présentation, fonctionnalité et performance. Avec plus de 225 ans d'innovation, passion et expertise Churchill font le partenaire naturel pour tous les solutions de vaisselle.

Our Brands...



ALCHEMY[®]
fine china

Passionate about food page 17

Exquisite fine china in a range of designs to suit every setting and occasion. Both versatile and durable, multi-functional items and striking feature pieces offer unlimited creative opportunities to enhance food presentation. This premium collection is designed with the professional in mind, enabling chefs to create the ultimate fine dining experience.





CHURCHILL[®]
super vitrified

Engineered for performance page 50

The Churchill Super Vitrified body is one of the strongest in the world, delivering presentation that lasts. A comprehensive collection of ranges from classic white to contemporary glaze effects in a variety of shapes. The Churchill Super Vitrified collection offers solutions for fast moving, professional back of house environments.





ART de CUISINE[®]
By CHURCHILL

Fashion for food page 269

Delivering style without compromise, the full and varied Art de Cuisine range is designed for the demanding hospitality environment. A blend of classic and contemporary shapes in white and coloured finishes enhance food presentation. The extensive range in vitrified porcelain and vitrified stoneware delivers individuality and value to professional caterers.





CHURCHILL
CUTLERY

Enhancing the dining experience page 315

Exclusively designed in-house, Churchill cutlery has been specifically created for the hospitality environment. Manufactured in high quality 18/10 stainless steel with a premium polished finish, Churchill cutlery meets the highest standards in performance.

Fully stocked in the UK, with all the benefits of the Churchill continuity and service promise. Offered in a variety of designs to enhance the dining experience and complement the Churchill ceramics portfolio.



PERFORMANCE DELIVERED

8 REASONS WHY A CHURCHILL PLATE IS MORE THAN JUST A PLATE



WE BLEND CENTURIES OF EXPERIENCE WITH CUTTING EDGE TECHNOLOGY AND DESIGN INNOVATION TO PRODUCE ONE OF THE STRONGEST CERAMIC BODIES IN THE WORLD.

01 PERFORMANCE MATERIALS

02 ENGINEERED SHAPE & FORM

03 VITRIFICATION & FIRING

04 GLAZING

05 QUALITY & CONFORMANCE

06 DESIGN INNOVATION


07 SERVICE & STOCK

08 HISTORY & HERITAGE



PERFORMANCE MATERIALS

Our unique clay recipe is essential in creating a strong and durable product for the hospitality industry. Our raw materials are selected to deliver the optimum balance of strength and whiteness.



ENGINEERED SHAPE & FORM

Every piece of Churchill's ceramic is designed with performance in mind. Through expert shape engineering, we reinforce strength and durability while continual investment in technology guarantees functionality and consistent quality.



VITRIFICATION & FIRING

100% of Churchill's ceramics are vitrified which is essential to the hospitality industry. Through the process of vitrification, the particle structure of our ceramic body becomes strong, dense and watertight.



GLAZING

Our glaze is hard wearing and designed specifically for the hospitality environment. The durability is a combination of the glaze recipe, the firing temperature and substrate. Our Eco Glaze is specially formulated to be re-usable, minimising our impact on the environment.



QUALITY & CONFORMANCE

Churchill ceramics are continuously tested and quality checked, from the stage of raw materials, throughout the manufacturing process to the final fired piece.



DESIGN INNOVATION

Churchill are experts in ceramic design and at the forefront of innovation. Our entire product portfolio is designed in the UK by our experienced and talented design team. We work with chefs from around the world ensuring we understand the needs of our customers.




SERVICE & STOCK


At Churchill we are dedicated to reliability, ensuring our product is in stock and delivered on time. We pride ourselves on our stock levels and ability to deliver on time, all around the world.





HISTORY & HERITAGE


Established in 1795, Churchill have been manufacturing ceramics in Stoke on Trent, England for 225 years.

 Churchill's UK manufactured tableware is precisely engineered to perform to the demands of the hospitality environment. Every step in the process is practised and refined. From the sourcing of raw materials and unique formulation of the clay body, to shape engineering and numerous quality checks ensuring that Churchill products work as hard as you do.

 Fabricada en el Reino Unido, la vajilla de Churchill está diseñada con precisión para cumplir con las demandas del entorno de la hostelería. Cada paso del proceso se prueba y se refina. Desde la recepción de las materias primas y la formulación única del cuerpo cerámico, hasta la ingeniería de la forma y los numerosos controles de calidad para garantizar que los productos Churchill trabajen tan duro como usted. Los mejores chefs de la industria eligen a Churchill por encima de otras marcas debido al rendimiento, la experiencia y el diseño de nuestras cerámicas que agregan valor a sus operaciones hosteleras.

 Das in Großbritannien hergestellte Geschirr von Churchill ist genau auf die Anforderungen des Gastgewerbes abgestimmt. Jeder Arbeitsschritt wird praktiziert und verfeinert. Wir stellen sicher, dass von der Rohstoffbeschaffung über die einzigartige Rezeptur des Tonmaterials bis hin zur Formgestaltung und den zahlreichen Qualitätskontrollen unsere Churchill-Produkte mit Ihrer harten Arbeit mithalten können. Die Spitzenköche der Branche bevorzugen Churchill gegenüber anderen Marken aufgrund der Leistung, des Know-hows und des Designs unserer Keramiken, da diese die Qualität ihres Gastgewerbes erhöhen.

 Prodote nel Regno Unito, le stoviglie di Churchill sono accuratamente progettate per soddisfare le esigenze delle strutture ricettive. Ogni fase del processo viene sperimentata e perfezionata. Dall'approvvigionamento delle materie prime e dalla formula esclusiva dell'argilla alla progettazione delle forme e ai numerosi controlli qualità, per garantire che i prodotti Churchill lavorino duramente, proprio come te. I migliori chef preferiscono Churchill agli altri marchi, grazie alle prestazioni, alla competenza ed al design della nostra ceramica, tutte cose che aggiungono valore alle loro attività di accoglienza.

 Fabriquée au Royaume-Uni, la vaisselle Churchill est conçue précisément pour répondre aux exigences du milieu hôtelier. Nous mélangeons une expérience acquise au fil de centaines d'années à une technologie de pointe et au design. Des contrôles de qualité garantissent que les 70 000 pièces que nous fabriquons chaque jour soient les meilleurs produits sur le marché. Nos produits travaillent aussi durement que vous.

01 MATERIALES

02 DISEÑO E INGENIERÍA

03 VITRIFICADO Y COCCIÓN

04 ESMALTE



MATERIALES

Nuestra receta única de arcilla es esencial para crear un producto fuerte y resistente para la industria hostelera. Nuestras materias primas se seleccionan para ofrecer el equilibrio óptimo de resistencia y blancura.



ESMALTE

Nuestro esmalte es resistente y está diseñado específicamente para el entorno hostelero. La durabilidad es una combinación de la receta de esmalte, la temperatura de cocción y el sustrato. Nuestro Esmalte Eco está especialmente formulado para ser reutilizable, minimizando nuestro impacto en el medio ambiente.



SERVICIO Y ESTOCAJE

En Churchill estamos dedicados a la confiabilidad, asegurando que nuestro producto esté en stock y entregado a tiempo. Nos enorgullecemos de nuestros niveles de estocaje y de nuestra capacidad de entregar a tiempo, en todo el mundo.

05 CALIDAD Y CUMPLIMIENTOS

06 DISEÑO DE INNOVACIÓN

07 SERVICIO Y ESTOCAJE

08 HISTORIA Y HERENCIA



DISEÑO E INGENIERÍA

Cada pieza de cerámica de Churchill está diseñada con rendimiento en mente. A través del diseño y la ingeniería, reforzamos la resistencia y durabilidad, mientras que la inversión continua en tecnología garantiza la funcionalidad y la calidad constante.



CALIDAD Y CUMPLIMIENTOS

La cerámica de Churchill se revisa continuamente para verificar la calidad, desde la etapa de las materias primas, durante todo el proceso de fabricación hasta la pieza final.



HISTORIA Y HERENCIA

Establecida en 1795, Churchill ha estado fabricando cerámica en Stoke on Trent, Inglaterra durante 225 años.



VITRIFICADO Y COCCIÓN

El 100% de la cerámica de Churchill está vitrificada, lo cual es esencial para la industria hostelera. A través del proceso de vitrificación, la estructura de partículas de nuestro cuerpo cerámico se vuelve fuerte, densa e impermeable.



DISEÑO DE INNOVACIÓN

Churchill son expertos en diseño cerámico y están a la vanguardia de la innovación. Nuestra gama de productos está diseñada en el Reino Unido por nuestro talentoso equipo de diseño. Trabajamos con chefs a nivel global para garantizar que comprendamos las necesidades de nuestros clientes.



MATERIALES AD ALTE PRESTAZIONI

La formula esclusiva della nostra argilla è essenziale per creare un prodotto resistente e durevole per il settore alberghiero. Selezioniamo le nostre materie prime per garantire un equilibrio ottimale tra resistenza e bianchezza.



SMALTATURA

Il nostro smalto è resistente e appositamente studiato per le strutture ricettive. La durata nasce da una combinazione tra formula dello smalto, temperatura di cottura e substrato. Il nostro smalto Eco Glaze è appositamente formulato per essere riutilizzabile, riducendo al minimo l'impatto ambientale.



SERVIZIO E SCORTE

In Churchill ci impegniamo per essere sempre più affidabili, garantendo la disponibilità dei prodotti a magazzino e la puntualità delle consegne. Ci vantiamo dei nostri livelli di scorte e della nostra capacità di effettuare consegne puntuali in ogni parte del mondo.

05 QUALITÀ E CONFORMITÀ

06 INNOVAZIONE NEL DESIGN

07 SERVIZIO E SCORTE

08 STORIA ED EREDITÀ



FORMA E STRUTTURA PROGETTATE

Ogni pezzo di ceramica Churchill è progettato per fornire le massime prestazioni. Grazie ad una esperta progettazione della forma, aumentiamo la resistenza e la durata, mentre il continuo investimento in tecnologia garantisce funzionalità e qualità costante.



QUALITÀ E CONFORMITÀ

La ceramica Churchill viene costantemente sottoposta a test e controlli di qualità, dalle materie prime iniziali, durante l'intero processo di produzione, fino al pezzo cotto finale.



STORIA ED EREDITÀ

Fondata nel 1795, Churchill produce ceramica a Stoke on Trent, Inghilterra, da 225 anni.



VETRIFICAZIONE E COTTURA

Il 100% delle ceramica Churchill è vitrificato, cosa essenziale per il settore alberghiero. Il processo di vitrificazione conferisce alle particelle costitutive della nostra ceramica proprietà di resistenza, densità e impermeabilità.



INNOVAZIONE NEL DESIGN

Noi di Churchill siamo esperti nella progettazione della ceramica e all'avanguardia nell'innovazione. Tutta la nostra gamma prodotti è progettata nel Regno Unito dal nostro team di disegnatori di grande esperienza e talento. Collaboriamo con gli chef di tutto il mondo per essere sicuri di comprendere le esigenze dei nostri clienti.

01 MATERIAUX DE POINTE

02 CONCEPTION ET DESIGN

03 VITRIFICATION ET CUISSON

04 ÉMAILLAGE



MATÉRIAUX DE POINTE

Notre pâte unique est indispensable pour la création d'une assiette blanche, robuste et résistante. Les contrôles permanents menés sur nos matières premières garantissent la conformité, la fiabilité et la performance de nos produits.



ÉMAILLAGE

Notre émailage est résistant à l'usure et conçu spécifiquement pour le secteur hôtelier. Le secret de la longévité est l'alliance de la recette d'émailage, la température de cuisson et le support utilisé. Notre émailage écologique est conçu spécifiquement pour être réutilisé, minimisant ainsi les incidences sur notre environnement.



DISPONIBILITÉ PRODUITS

Nous nous engageons à assurer la fiabilité en veillant à ce que les commandes soient livrées intégralement et à temps. Nous sommes fiers de nos approvisionnements et de notre aptitude de livrer à temps, partout dans le monde.

05 QUALITÉ ET CONFORMITÉ

06 INNOVATION ET DESIGN

07 DISPONIBILITÉ PRODUITS

08 HISTOIRE ET PATRIMOINE



CONCEPTION ET DESIGN

Chaque produit céramique de la gamme Churchill est conçu pour être performant. Grâce au design et à l'ingénierie, nous renforçons la résistance et la longévité. Nous investissons en permanence dans la technologie ce qui garantit la fonctionnalité et la qualité supérieure de nos produits.



QUALITÉ ET CONFORMITÉ

Nous savons que nos produits sont performants parce que nous contrôlons au quotidien la vitrification, la résistance aux ébréchures, la résistance aux détergents industriels, l'étanchéité, la sécurité alimentaire et la régularité des tailles et des formes.



HISTOIRE ET PATRIMOINE

Nous fabriquons des produits céramiques depuis 1795 à Stoke-on-Trent en Angleterre c'est à dire depuis plus de 225 ans.



VITRIFICATION ET CUISSON

La vitrification est un point clé pour la céramique dans le secteur de la restauration. Les produits de la gamme Churchill sont vitrifiés à 100 %. La réduction d'air entre les particules donne une structure robuste, hermétique, hydrofuge et apte à la nourriture.



INNOVATION ET DESIGN

Churchill investit constamment dans la recherche et le développement, nous sommes experts en céramique et est aux avants postes en terme d'innovation. Toute notre gamme de produits est conçue au Royaume-Uni par une équipe expérimentée et talentueuse. Nous travaillons avec des chefs internationaux pour comprendre les besoins de nos clients.

01 HOCHLEISTUNGSWERKSTOFFE

02 FORM UND GESTALTUNG

03 VERGLASEN & BRENNEN

04 GLASUR



HOCHLEISTUNGSWERKSTOFFE

Unser einzigartiges Tonrezept ist für die Herstellung robuster und strapazierfähiger Gastronomie-Produkte unerlässlich. Unsere Rohmaterialien werden sorgfältig ausgewählt, damit wir Ihnen die bestmögliche Kombination von Robustheit und Weiße bieten können.



GLASUR

Unsere Glasur ist verschleißfest und speziell für den Gebrauch in der Gastronomie entwickelt. Die Widerstandsfähigkeit ist eine Kombination unseres Glasurrezepts, Brenntemperatur und Substrat. Unsere Öko-Glasur ist speziell formuliert und daher wiederverwendbar, wodurch unsere Auswirkungen auf die Umwelt minimiert werden.



SERVICE & LAGERBESTAND

Wir bei Churchill setzen auf Zuverlässigkeit und stellen sicher, dass unsere Produkte vorrätig sind und pünktlich geliefert werden. Wir sind stolz auf unseren Lagerbestand und unsere Fähigkeit, pünktlich zu liefern und das überall auf der Welt.

05 QUALITÄT UND KONFORMITÄT

06 INNOVATIVES DESIGN

07 SERVICE & LAGERBESTAND

08 GESCHICHTE & TRADITION



FORM UND GESTALTUNG

Bei der Entwicklung jedes Churchill-Keramik-Artikels steht die Leistung im Vordergrund. Durch fachkundige Formgestaltung stärken wir die Robustheit und Haltbarkeit und wir investieren laufend in unsere Technologie, um Ihnen Funktionalität und gleichbleibende Qualität zu gewährleisten.



QUALITÄT UND KONFORMITÄT

Churchill Keramik wird kontinuierlich getestet und auf Qualität geprüft, von den Rohmaterialien, über den gesamten Herstellungsprozess bis hin zum fertig gebrannten Keramikartikel.



GESCHICHTE & TRADITION

Das Unternehmen Churchill wurde 1795 gegründet und stellt seit 225 Jahren in England, in Stoke on Trent, Keramik her.



VERGLASEN & BRENNEN

Churchill Keramik ist zu 100 % verglast. Wir wissen, dass dies in der Gastronomie unerlässlich ist. Der Verglasungsprozess macht die Partikelstruktur unserer Keramik robuster, dichter und wasserundurchlässig.



INNOVATIVES DESIGN

Hier bei Churchill sind wir Experten im Keramikdesign und stehen an der Spitze in Bezug auf Innovation. Unser komplettes Produktportfolio wird von unserem talentierten und erfahrenen Designteam vollständig hier im Vereinigten Königreich entworfen. Wir arbeiten mit Küchenchefs aus der ganzen Welt zusammen, um die Anforderungen unserer Kunden besser zu verstehen.



PASSIONATE ABOUT FOOD



ALCHEMY®

fine china

Exquisite fine china in a range of complementary designs to suit every mood and occasion. Versatile and durable, multi-functional items and striking feature pieces offer unlimited creative opportunities to enhance food presentation.

Gama refinada de fine china disponible en diseños que se complementan entre sí para adaptarse a las más refinadas de ocasiones. Versátil y resistente, los artículos multi funcionales y piezas de autor ofrecen ilimitadas posibilidades para realzar la presentación culinaria.

Exquisites Feinporzellan in einer Reihe von sich ergänzenden Designs für jede Stimmung und jeden Anlass. Vielseitige, haltbare und multifunktionale Artikel bieten unbegrenzte kreative Möglichkeiten zur Verbesserung der Präsentation von Speisen.

Raffinata fine china in una gamma di design complementari per soddisfare ogni stato d'animo e occasione. Articoli versatili, duraturi e multi-funzionali con pezzi dalle caratteristiche sorprendenti che offrono una serie illimitata di opportunità per far risaltare la presentazione del cibo.

Porcelaine fine et exquisite dans une gamme de dessins complementaires qui conviennent à chaque envie et occasion. Divers et durable, ces articles saisissants et multi-fonctionnels offrent des opportunités illimités d'améliorer la présentation.

Alchemy leaves a lasting impression.



MICROWAVE SAFE



DISHWASHER SAFE



FULLY GLAZED BASE



STACKABLE



DURABLE AND VITRIFIED



EDGE CHIP WARRANTY



SUPERIOR GLAZE FINISH



BRITISH STANDARD EUROPEAN APPROVED VITRIFIED HOTELWARE



BRITISH STANDARD EUROPEAN APPROVED HOSPITALITY CERAMIC TABLEWARE INTENDED CONTACT WITH FOOD



BRITISH STANDARD MECHANICAL DISHWASHER RESISTANCE

ambience

Exceptional Presentation

A stylish and elegant range of finer, lighter Alchemy plates, bowls and beverage pieces, Ambience is especially designed for fine dining creating the perfect canvas for food presentation. It works beautifully with the existing Alchemy range.



STANDARD RIM PLATE
APRAF1251 31.7cm 12½"
Food Presentation
area: 21.5cm 8½"
CTN QTY 6



STANDARD RIM PLATE
APRAF1151 28cm 11"
Food Presentation
area: 18.5cm 7¼"
CTN QTY 6



STANDARD RIM PLATE
APRAF8 1 21.7cm 8½"
Food Presentation
area: 14cm 5½"
CTN QTY 6



STANDARD RIM PLATE
APRAF7 1 18.4cm 7¼"
Food Presentation
area: 11.5cm 4½"
CTN QTY 6



STANDARD RIM PLATE
APRAF6 1 16.2cm 6"
Food Presentation
area: 10.5cm 4¼"
CTN QTY 6



MEDIUM RIM PLATE
APRAF1171 28cm 11"
Food Presentation
area: 14cm 5½"
CTN QTY 6



WIDE RIM PLATE
APRAF1191 28cm 11"
Food Presentation
area: 11cm 4¾"
CTN QTY 6



STANDARD RIM BOWL
APRAB1251 31.7cm 12½"
85cl 30oz
Food Presentation
area: 22cm 8½"
CTN QTY 6



STANDARD RIM BOWL
APRAB1151 28cm 11"
51.1cl 18oz
Food Presentation
area: 18.5cm 7¼"
CTN QTY 6



STANDARD RIM BOWL
APRAB7251 22cm 8½"
28.4cl 10oz
Food Presentation
area: 14.5cm 5½"
CTN QTY 6



MEDIUM RIM BOWL
APRALB121 31.7cm 12½"
42.6cl 15oz
Food Presentation
area: 16.5cm 6½"
CTN QTY 6



MEDIUM RIM BOWL
APRAB1171 28cm 11"
28.4cl 10oz
Food Presentation
area: 14.5cm 5½"
CTN QTY 6

ambience



WIDE RIM SQUARE PLATE

CF **APRASPW 1** 21cm 8¼"
Food Presentation
area: 11cm 4¼"
CTN QTY 6



MEDIUM RIM SQUARE PLATE

CF **APRASPM 1** 21cm 8¼"
Food Presentation
area: 14.5cm 5¾"
CTN QTY 6



SQUARE BOWL
CF **APRABSL 1** 27cm 10¾"
42.6cl 15oz

Food Presentation
area: 16.5cm 6½"
CTN QTY 6



SQUARE BOWL
CF **APRABSM 1** 21cm 8¼"
28.4cl 10oz

Food Presentation
area: 14.5cm 5¾"
CTN QTY 6



FINE TEACUP
APRAAFC81 22.7cl 8oz
H: 6cm
Dia: 10cm

CTN QTY 6



STANDARD RIM TEA SAUCER

CF **APRAAFS61** 16.5cm 6½"
CTN QTY 6
(Fits APRAAFC81)



CAN TEA CUP
APRAACT 1 22.7cl 8oz
H: 6.5cm
Dia: 8cm

CTN QTY 6



CAN TEA SAUCER
CF **APRAATCS1** 16.5cm 6½"
CTN QTY 6
(Fits APRAACT 1)



CAN COFFEE CUP
APRAACF 1 12.5cl 4.5oz
H: 6cm
Dia: 6.5cm

CTN QTY 6



CAN COFFEE SAUCER
CF **APRAACCS1** 13.5cm 5½"
CTN QTY 6
(Fits APRAACF 1)



CAN MUG
APRAACM 1 28.4cl 10oz
H: 8cm
Dia: 7.5cm

CTN QTY 6



OVAL TEAPOT
APRAOT251 71cl 25oz
H: 13.5cm

CTN QTY 6
REPLACEMENT LID
APRAOL251
CTN QTY 6



OVAL TEAPOT
APRAOT151 42.6cl 15oz
H: 12cm

CTN QTY 6
REPLACEMENT LID
APRAOL151
CTN QTY 6



OVAL COFFEE POT
APRAOC181 51.1cl 18oz
H: 15.5cm

CTN QTY 6
REPLACEMENT LID
APRAOL181
CTN QTY 6



OVAL JUG
APRAOJ101 28.4cl 10oz
H: 12cm

CTN QTY 6



OVAL JUG
APRAOJ5 1 14.2cl 5oz
H: 7.5cm

CTN QTY 6



OVAL JUG
APRAOJ2 1 7.1cl 2oz
H: 5.5cm

CTN QTY 6



OVAL COVERED SUGAR BOWL
APRAOCS61 17cl 6oz
H: 9cm

CTN QTY 6
REPLACEMENT LID
APRAOSL61
CTN QTY 6



FINE SUGAR BOWL
APRAOSBF1 22.7cl 8oz
H: 6cm
Dia: 10cm

CTN QTY 6



OVAL SALT
APRAAOS 1 H: 4.5cm
CTN QTY 6
OVAL PEPPER
APRAAOP 1 H: 4.5cm
CTN QTY 6



BUTTER BLOCK
APRAFBB 1 2.8cl 1oz
H: 4.5cm
Dia: 5.8cm

CTN QTY 12

white

Simply Appealing

Premium and timeless Alchemy White has been designed with versatility and functionality in mind. Simply appealing, this pure white fine china collection features a comprehensive solution for events catering and hotel dining.



SERVICE PLATE
APR AS131 33cm 13"
CTN QTY 6



PLATE
APR AP131 33cm 13"
CTN QTY 6



PLATE
GF APR AP111 30cm 11½"
CTN QTY 12



PLATE
GF APR AP581 26.8cm 10½"
CTN QTY 12



PLATE
GF APR AP101 25.4cm 10"
CTN QTY 12



PLATE
GF APR AP9 1 23cm 9"
CTN QTY 12



PLATE
GF APR AP8 1 20.3cm 8"
CTN QTY 12



PLATE
GF APR AP651 16.2cm 6½"
CTN QTY 12



ROUND PASTA BOWL
GF APR ARPBI 30.5cm 12"
79.7cl 28oz
CTN QTY 12



RIMMED SOUP BOWL
GF APR AB9 1 24.5cm 9¾"
49.5cl 17oz
CTN QTY 12



ROUND BOWL
GF APR AB7 1 19.5cm 7¾"
34cl 12oz
CTN QTY 12



ROUND BOWL
GF APR AB6 1 16.2cm 6½"
22cl 8oz
CTN QTY 12



RIMMED OVAL DISH
GF APR AO131 33cm 13"
CTN QTY 6



RIMMED OVAL DISH
GF APR AO111 28cm 11"
CTN QTY 6



RIMMED OVAL DISH
GF APR AO8 1 20.3cm 8"
CTN QTY 12



white



STACKING COFFEE CUP
APR ASC61 17cl 6oz
H: 6cm
Dia: 7.5cm
CTN QTY 24



STACKING TEACUP
APR ASC71 20.6cl 7oz
H: 6.6cm
Dia: 8cm
CTN QTY 24



ELEGANT CUP
APR AEC71 20.6cl 7oz
H: 6.5cm
Dia: 8.5cm
CTN QTY 24



TEA/COFFEE CUP
APR ATC81 22cl 8oz
H: 6cm
Dia: 10cm
CTN QTY 24



CAPPUCCINO CUP
APR ACC 1 34cl 12oz
H: 6.5cm
Dia: 11cm
CTN QTY 24



CAPPUCCINO CUP
APR ACC81 22cl 8oz
H: 6cm
Dia: 10cm
CTN QTY 24



TEA SAUCER
GF APR AS6 1 15.3cm 6"
CTN QTY 24
(Fits APR ASC6 1, APR ASC71,
APR AEC71, APR ATC81,
APR ACC 1 & APR ACC81)



COUPE TEA SAUCER
GF APR ACS61 15.3cm 6"
CTN QTY 24
(Fits APR ASC6 1, APR ASC71,
APR AEC71, APR ATC81,
APR ACC 1 & APR ACC81)



STACKING COFFEE CUP
APR ASC31 8.3cl 3oz
H: 5cm
Dia: 6cm
CTN QTY 24



ESPRESSO CUP
APR AEC31 8.5cl 3oz
H: 5.5cm
Dia: 6.5cm
CTN QTY 24



COFFEE SAUCER
GF APR AS5 1 12.8cm 5"
CTN QTY 24
(Fits APR ASC31, APR AEC31)



STACKING MUG
APR AM101 28.4cl 10oz
H: 9cm
Dia: 8cm
CTN QTY 24



MUG
APR AM 1 28cl 10oz
H: 10.5cm
Dia: 8cm
CTN QTY 24



MUG
APR AM9 1 25.6cl 9oz
H: 10cm
Dia: 7.5cm
CTN QTY 12



TEAPOT
APR AT361 1lt 36oz
H: 13cm
CTN QTY 6
REPLACEMENT LID
APR ATL31
CTN QTY 6
(Fits APR AT361)



TEAPOT
APR AT251 71cl 25oz
H: 10.5cm
CTN QTY 6
REPLACEMENT LID
APR ATL21
CTN QTY 6
(Fits APR AT251)



TEAPOT
APR AT151 42.6cl 15oz
H: 9cm
CTN QTY 6
REPLACEMENT LID
APR ATL11
CTN QTY 6
(Fits APR AT151)



COFFEE POT
APR AC361 1lt 36oz
H: 17cm
CTN QTY 6
REPLACEMENT LID
APR ACL11
CTN QTY 6
(Fits APR AC361)



COFFEE POT
APR AC181 51.1cl 18oz
H: 11cm
CTN QTY 6
REPLACEMENT LID
APR ACL 1
CTN QTY 6
(Fits APR AC181)



JUG
APR AJ101 28cl 10oz
H: 9cm
CTN QTY 6
APR AJ5 1 13.8cl 5oz
H: 6.5cm
CTN QTY 6



OPEN SUGAR BOWL
APR AOSB1 22cl 8oz
H: 6.5cm
Dia: 8.5cm
CTN QTY 6



COVERED SUGAR BOWL
APR ACSB1 22cl 8oz
H: 7.5cm
Dia: 10.5cm
CTN QTY 6
REPLACEMENT LID
APR ALS 1
CTN QTY 6



SAUCE BOAT
APR AB121 34cl 12oz
H: 8.5cm
Dia: 18cm
CTN QTY 6
MINI SAUCE BOAT
APR ABS 1 14.2cl 5oz
H: 6cm
Dia: 13.5cm
CTN QTY 6



CONSOUMÉ BOWL UNHANDLED
APR AUCB1 28.4cl 10oz
H: 5.5cm
Dia: 10cm
CTN QTY 24



CONSOUMÉ BOWL HANDLED
APR AHC81 28.4cl 10oz
H: 5.5cm
Dia: 10cm
CTN QTY 24



CONSOUMÉ STAND SAUCER
APR AS6 1 15.3cm 6"
CTN QTY 24



SUGAR SACHET HOLDER
APR ASSH1 11.3 x 7.3cm
5" x 3"
CTN QTY 6



BUTTER PAD/ BALANCE TEA SAUCER
APR ABP 1 10.2cm 4"
CTN QTY 12



SALT
APR AS 1 6cm 2 1/4"
CTN QTY 6
PEPPER
APR AP 1 6cm 2 1/4"
CTN QTY 6



EGG CUP
APR AEC 1 7cl 2oz
H: 4.5cm
Dia: 4.5cm
CTN QTY 6



BUD VASE
APR ABV 1 12.5cm 4 7/8"
CTN QTY 6



balance

Simply Gourmet

Alchemy Balance provides a perfect minimal platform for elevated food presentation. The premium white colour of the Alchemy fine china body and the simplistic Balance shapes create a fresh, blank canvas for all manner of cuisines.



COUPE PLATE
APRBAC121 30.5cm 12"
 CTN QTY 6



COUPE PLATE
APRBAC581 26.8cm 10 1/2"
 CTN QTY 6



COUPE PLATE
APRBAC91 23cm 9"
 CTN QTY 6



COUPE PLATE
APRBAC61 16.5cm 6 1/2"
 CTN QTY 6




COUPE BOWL
APRBAC141 38.5 x 8.8cm
 15 1/4" x 3 1/2"
 500cl 175oz
 CTN QTY 4




COUPE BOWL
APRBAC101 26.5cm 10 1/2"
 CTN QTY 6



COUPE BOWL
APRBAC81 20.3cm 8"
 CTN QTY 6



RECTANGULAR TRAY
APRBART1 30 x 14.5cm
 11 3/4" x 5 3/4"
 CTN QTY 6



SMALL RECTANGULAR TRAY
APRBART61 17 x 10cm
 6 3/4" x 3 3/4"
 CTN QTY 6



FOOTED SOUP BOWL
APRBAFS81 34cl 12oz
 H: 10.5cm
 Dia: 15cm
 CTN QTY 6



BUTTER PAD
APRABP1 10.2cm 4"
 CTN QTY 12




RICE BOWL
APRBART161 44cl 16oz
 H: 7.5cm
 Dia: 14cm
 CTN QTY 12



RICE BOWL
APRBARB91 25.6cl 9oz
 H: 6.5cm
 Dia: 11cm
 CTN QTY 24



RICE BOWL
APRBARB41 12.5cl 4oz
 H: 5cm
 Dia: 9cm
 CTN QTY 24



Balance buffet items available on page 41.



moonstone

Soft and Organic

Add style and creativity to the tabletop with a beautiful range of bowls and plates inspired by the soft, organic curves of nature. Moonstone offers great flexibility and works across many different types of cuisine from fine dining to deli-buffet displays.



BOWL
APRSMB401 24.6 x 18.2cm
 9 5/8" x 7 1/4"
 112.4cl 40oz
 CTN QTY 6



BOWL
APRSMB301 20.3 x 15.7cm
 7 7/8" x 6 1/8"
 85.2cl 30oz
 CTN QTY 6



BOWL
APRSMB201 17.7 x 13.2cm
 7" x 5 1/8"
 56.8cl 20oz
 CTN QTY 12



BOWL
APRSMB101 10.5 x 14.3cm
 5 1/8" x 4 1/8"
 28.4cl 10oz
 CTN QTY 12



GF **OVAL PLATE**
APRSMP131 26.5 x 35.5cm
 10 1/2" x 13 7/8"
 CTN QTY 6



GF **OVAL PLATE**
APRSMP111 21.5 x 28.8cm
 8 1/2" x 11 1/4"
 CTN QTY 6



GF **OVAL PLATE**
APRSMP8 1 16.7 x 22.5cm
 6 1/2" x 8 7/8"
 CTN QTY 12



GF **OVAL PLATE**
APRSMP7 1 14.5 x 19cm
 5 7/8" x 7 1/2"
 CTN QTY 12



ACACIA WOOD
LARGE BOARD
ZCAWLMBD1 20 x 29cm
 7 7/8" x 11 3/8"
 CTN QTY 4



ACACIA WOOD
MEDIUM BOARD
ZCAWMMBD1 15 x 29cm
 5 7/8" x 11 3/8"
 CTN QTY 4



ACACIA WOOD
SMALL BOARD
ZCAWSMBD1 10 x 29cm
 3 7/8" x 11 3/8"
 CTN QTY 4



ACACIA WOOD BOWL
ZCAWLMBL1 23 x 21.5 x 11cm
 9" x 8 1/2" x 4 1/8"
 140cl 49.2oz
 CTN QTY 4



ACACIA WOOD BOWL
ZCAWSMBL1 14 x 13.5 x 7cm
 5 1/2" x 5 1/4" x 2 7/8"
 30cl 10.5oz
 CTN QTY 4

Moonstone buffet items available in ceramic on page 297 and melamine on page 302.



GF Items with a fully glazed foot

energy

Urban Chic

This stylish collection of contemporary, square and rectangular shaped plates and bowls is designed to integrate with the Alchemy White range. With chic elegance and the pure whiteness of fine china, it offers many exciting possibilities to enhance food presentation.



SQUARE PLATE
CF APR ASDP1 28cm 11"
 CTN QTY 6



SQUARE PLATE
CF APR ASP91 23.3cm 9"
 CTN QTY 6



SQUARE PLATE
CF APR ASSP1 17.7cm 7"
 CTN QTY 6



SQUARE PLATE
CF APR ASP51 13.2cm 5 1/4"
 CTN QTY 12



SQUARE PASTA BOWL
CF APR ASPB1 25.4cm 10"
 71cl 25oz
 CTN QTY 6



SQUARE BUFFET BOWL
CF APR ASHB1 26.5cm 10 1/2"
 119cl 42oz
 CTN QTY 4



SQUARE BOWL
CF APR ASLB1 20.3cm 8"
 56.8cl 20oz
 CTN QTY 6



SQUARE BOWL
CF APR ASSB1 14.2cm 5 1/2"
 28.4cl 10oz
 CTN QTY 6



SQUARE BOWL
CF APR ASTB1 10.2cm 4"
 6cl 2oz
 CTN QTY 12



RECTANGLE PLATE
CF APR AE131 33 x 23cm
 13" x 9"
 CTN QTY 6

sequel

Timeless Elegance

An elegant beverage range to add a sophisticated touch to the tabletop. In premium white fine china, Sequel is designed to complement the Alchemy and Ambience tableware collections.



CUP
APR AT161 45cl 16oz
H: 7.3cm
Dia: 12cm
CTN QTY 12 ☺



CUP
APR AT121 31.2cl 11oz
H: 6.7cm
Dia: 10.5cm
CTN QTY 12 ☺



CUP
APR ATC81 22cl 8oz
H: 6cm
Dia: 10cm
CTN QTY 24 ☺



COUPE TEA SAUCER
APR ACS61 15.3cm 6"
CTN QTY 24 ☺
(Fits APR AT161 APR AT121 APR ATC81)



ESPRESSO CUP
APR C3 1 8.5cl 3oz
H: 4.3cm
Dia: 7cm
CTN QTY 6 ☺



COUPE ESPRESSO SAUCER
APR CS5 1 12.5cm 5"
CTN QTY 12 ☺
(Fits APR C3 1)



TEAPOT
APR TE161 42cl 15oz
H: 9.8cm
CTN QTY 6
REPLACEMENT LID
APR AL161
CTN QTY 6



COFFEE POT
APR CP211 59cl 21oz
H: 13.5cm
CTN QTY 6
REPLACEMENT LID
APR AL211
CTN QTY 6



JUG
APR JG101 28cl 10oz
H: 6.7cm
CTN QTY 6



JUG
APR JUG51 13.8cl 5oz
H: 5.3cm
CTN QTY 6



UNHANDLED JUG
APR JUG21 7.1cl 2oz
H: 3.5cm
CTN QTY 6



COVERED SUGAR BOWL
APR CSB21 20cl 7oz
H: 8.5cm
CTN QTY 6
REPLACEMENT LID
APR CSB11
CTN QTY 6



plate towers

Delectable Displays

Our Alchemy Plate Towers have been designed to provide the ultimate presentation for an array of shared dining experiences. Use for traditional Afternoon Tea, unique cheese board presentation or as a premium tapas centrepiece, these plate towers add interest to any tabletop.



THREE TIER PLATE TOWER
APRAFFT31 Top Plate: 16.2cm 6"
Middle Plate: 21.7cm 8"
Bottom Plate: 28cm 11"
Height: 33cm 13"
CTN QTY 2



TWO TIER PLATE TOWER
APRAFFT21 Top Plate: 21.7cm 8"
Bottom Plate: 28cm 11"
Height: 22cm 8½"
CTN QTY 2



LARGE RECTANGULAR PLATE TOWER
APRBAPT21 Top Plate: 30 x 14.5cm 11¾" x 5¾"
Bottom Plate: 56 x 15.3cm 22" x 6"
Height: 22cm 8½"
CTN QTY 2



SMALL RECTANGULAR PLATE TOWER
APRBAPT61 Top Plate: 17 x 10cm 6¾" x 3¾"
Bottom Plate: 30 x 14.5cm 11¾" x 5¾"
Height: 22cm 8½"
CTN QTY 2

ALCHEMY® fine china

signature tiles & wooden boards

Premium Creations

Create a signature style with our contemporary rectangular and organic tiles. Available in premium white and striking colour designs, perfect for canapes, starters, desserts and sharing plates.




SIGNATURE TILE
APR ATE 1 26.5 x 17cm
10 1/4" x 6 5/8"
CTN QTY 4



GREY MARBLE TILE
MGY ATE 1 26.5 x 17cm
10 1/4" x 6 5/8"
CTN QTY 4



CRANBERRY ROSE CHINTZ TILE
RCC ATE 1 26.5 x 17cm
10 1/4" x 6 5/8"
CTN QTY 4



RECTANGULAR TILE
APR RST 1 37.6 x 14cm
14 3/4" x 5 1/2"
CTN QTY 4
(Fits Wooden Boards ZCAWWBDD1, ZCAWWGDD1 and ZCAWLWSB1)



GREY MARBLE RECTANGULAR TILE
MGY RST 1 37.6 x 14cm
14 3/4" x 5 1/2"
CTN QTY 4
(Fits Wooden Boards ZCAWWBDD1, ZCAWWGDD1 and ZCAWLWSB1)



PRAGUE ROSE CHINTZ RECTANGULAR TILE
RCP RST 1 37.6 x 14cm
14 3/4" x 5 1/2"
CTN QTY 4
(Fits Wooden Boards ZCAWWBDD1, ZCAWWGDD1 and ZCAWLWSB1)



TOPAZ BLUE RECTANGULAR TILE
RKTBRST 1 37.6 x 14cm
14 3/4" x 5 1/2"
CTN QTY 4
(Fits Wooden Boards ZCAWWBDD1, ZCAWWGDD1 and ZCAWLWSB1)




QUARTZ BLACK RECTANGULAR TILE
RKBQRST 1 37.6 x 14cm
14 3/4" x 5 1/2"
CTN QTY 4
(Fits Wooden Boards ZCAWWBDD1, ZCAWWGDD1 and ZCAWLWSB1)



ACACIA WOOD LARGE SERVING BOARD
ZCAWLWSB1 41 x 16.5cm
16 1/2" x 6 1/2"
CTN QTY 4
(Compatible with: APR RST 1, MGY RST 1, RCP RST 1, RKTBRST 1 and RKBQRST 1)



LARGE WOODEN DELI BOARD
ZCAWWBDD1 40 x 16.5cm
15 3/4" x 6 1/2"
CTN QTY 4
(Compatible with: APR RST 1, MGY RST 1, RCP RST 1, RKTBRST 1 and RKBQRST 1)



LARGE GRAPHITE WOODEN DELI BOARD
ZCAWWGDD1 40 x 16.5cm
15 3/4" x 6 1/2"
CTN QTY 4
(Compatible with: APR RST 1, MGY RST 1, RCP RST 1, RKTBRST 1 and RKBQRST 1)

- Under glaze print finish meaning long-lasting results.

jardin

Timeless Appeal

MADE TO ORDER

UP TO 8 WEEKS LEAD TIME

A pure white canvas graced by a subtly embossed border. Jardin is a classic design with a timeless appeal that brings sophistication to the dining experience. Perfect for a fine dining restaurant environment.



PLATE
GF APREEP111 30cm 11¼"
 CTN QTY 12 ☼
GF APREEP581 26.8cm 10½"
 CTN QTY 12 ☼



PLATE
GF APREEP101 25.4cm 10"
 CTN QTY 12 ☼



PLATE
GF APREEP9 1 23cm 9"
 CTN QTY 12 ☼
GF APREEP8 1 20.3cm 8"
 CTN QTY 12 ☼



PLATE
GF APREEP651 16.2cm 6½"
 CTN QTY 12 ☼



RIMMED SOUP BOWL
GF APREEB9 1 23cm 9"
 49.5cl 17oz
 CTN QTY 12 ☼



ROUND BOWL
GF APREEB6 1 16.2cm 6½"
 22cl 8oz
 CTN QTY 12 ☼



CONSUMMÉ BOWL
 UNHANDLED
GF APREEUCB1 28.4cl 10oz
 H: 5.5cm
 Dia: 10cm
 CTN QTY 24 ☼




CONSUMMÉ
 STAND / SAUCER
GF APREES6 1 15.3cm 6"
 CTN QTY 24 ☼



STACKING TEACUP
GF APREESC71 20.6cl 7oz
 H: 6.6cm
 Dia: 8cm
 CTN QTY 24 ☼



ELEGANT CUP
GF APREEEC71 20.6cl 7oz
 H: 6.5cm
 Dia: 8.5cm
 CTN QTY 24 ☼



COUPE TEA/
 COFFEE SAUCER
GF APREESC61 15.3cm 6"
 CTN QTY 24 ☼
 (Fits APREESC71, APREEEC71)



TEA SAUCER
GF APREES61 15.3cm 6"
 CTN QTY 24 ☼
 (Fits APREESC71, APREEEC71)



MADE TO ORDER

UP TO 3 WEEKS LEAD TIME

bands

Understated Elegance

Understated elegance is the charm of Mono, with a minimalist black line making a striking contrast to the white body of Alchemy fine china, creating a modern and contemporary feel. Gold and Platinum lines are available to order across the whole Alchemy range, adding an extra dash of luxury and style.




mono
(AMO)



gold
(AGB)



platinum
(APB)



SERVICE PLATE
AS131 33cm 13"
CTN QTY 6



PLATE
CF AP131 33cm 13"
CTN QTY 6



PLATE
CF AP111 30cm 11½"
CTN QTY 12



PLATE
CF AP581 26.8cm 10½"
CTN QTY 12



PLATE
CF AP101 25.4cm 10"
CTN QTY 12



PLATE
CF AP91 23cm 9"
CTN QTY 12



PLATE
CF AP81 20.3cm 8"
CTN QTY 12



PLATE
CF AP651 16.2cm 6½"
CTN QTY 12



RIMMED OVAL DISH
CF AO131 33cm 13"
CTN QTY 6



RIMMED OVAL DISH
CF AO111 28cm 11"
CTN QTY 6



RIMMED OVAL DISH
CF AO81 20.3cm 8"
CTN QTY 12



ROUND PASTA BOWL
CF ARP81 30.5cm 12"
79.7cl 28oz
CTN QTY 12



RIMMED SOUP BOWL
CF AB91 24.5cm 9½"
49.5cl 17oz
CTN QTY 12



ROUND BOWL
CF AB71 19.5cm 7¾"
34cl 12oz
CTN QTY 12



ROUND BOWL
CF AB61 16.2cm 6½"
22cl 8oz
CTN QTY 12

■ Available in Black Band (AMO)
■ Available in Gold Band (AGB)
■ Available in Platinum Band (APB)

Alchemy Platinum & Gold bands are not recommended for dishwasher and microwave use.



★ Covered by Churchill 5 Year Edge Chip Warranty

CF Items with a fully glazed foot

bands



CONSOMMÉ BOWL UNHANDLED

AUC81 28.4cl 10oz
H: 5.5cm
Dia: 10cm

CTN QTY 24
■ ■



CONSOMMÉ BOWL HANDLED

AHC81 28.4cl 10oz
H: 5.5cm
Dia: 10cm

CTN QTY 24
■ ■



CONSOMMÉ STAND/SAUCER

AS6 1 15.3cm 6"
CTN QTY 24
■ ■ ■



STACKING COFFEE CUP

ASC61 17cl 6oz
H: 6cm
Dia: 7.5cm

CTN QTY 24
■ ■



STACKING TEACUP

ASC71 20.6cl 7oz
H: 6.6cm
Dia: 8cm

CTN QTY 24
■ ■ ■



ELEGANT CUP

AEC71 20.6cl 7oz
H: 6.5cm
Dia: 8.5cm

CTN QTY 24
■ ■ ■



TEA/COFFEE CUP

ATC81 22cl 8oz
H: 6cm
Dia: 10cm

CTN QTY 24
■ ■



CAPPUCCINO CUP

ACC 1 34cl 12oz
H: 6.5cm
Dia: 11cm

CTN QTY 24
■ ■



CAPPUCCINO CUP

ACC81 22cl 8oz
H: 6cm
Dia: 10cm

CTN QTY 24
■ ■



TEA SAUCER

AS6 1 15.3cm 6"
CTN QTY 24
■ ■ ■

(Fits ASC61, ASC71, AEC71, ATC81, ACC1, ACC81)



COUPE TEA/COFFEE SAUCER

ACS61 15.3cm 6"
CTN QTY 24
■ ■ ■

(Fits ASC61, ASC71, AEC71, ATC81, ACC1, ACC81)



STACKING COFFEE CUP

ASC31 8.5cl 3oz
H: 5cm
Dia: 6cm

CTN QTY 24
■ ■



ESPRESSO CUP

AEC31 8.5cl 3oz
H: 5.5cm
Dia: 6.5cm

CTN QTY 24
■ ■ ■



COFFEE SAUCER

AS5 1 12.8cm 5"
CTN QTY 24
■ ■ ■

(Fits ASC31, AEC31)



STACKING MUG

AM101 28.4cl 10oz
H: 9cm
Dia: 8cm

CTN QTY 24
■ ■



MUG

AM 1 28cl 10oz
H: 10.5cm
Dia: 8cm

CTN QTY 24
■ ■



MUG

AM9 1 25.6cl 9oz
H: 10cm
Dia: 7.5cm

CTN QTY 24
■ ■



TEAPOT

AT361 1ltr 36oz
H: 13cm

CTN QTY 6
■ ■

AT251 71cl 25oz
H: 10.5cm

CTN QTY 6
■ ■



TEAPOT

AT151 42.6cl 15oz
H: 9cm

CTN QTY 6
■ ■ ■



COFFEE POT

AC361 1ltr 36oz
H: 17cm

CTN QTY 6
■ ■



COFFEE POT

AC181 51.1cl 18oz
H: 11cm

CTN QTY 6
■ ■ ■



JUG

AJ101 28cl 10oz
H: 9cm

CTN QTY 6
■ ■



JUG

AJ5 1 13.8cl 5oz
H: 6.5cm

CTN QTY 6
■ ■ ■



COVERED SUGAR BOWL

ACS81 22cl 8oz
H: 7.5cm
Dia: 10.5cm

CTN QTY 6
■ ■



OPEN SUGAR BOWL

AOS81 22cl 8oz
H: 6.5cm
Dia: 8.5cm

CTN QTY 6
■ ■ ■



SUGAR SACHET HOLDER

ASSH1 11.3x7.3cm 5" x 3"
CTN QTY 6
■ ■



SAUCE BOAT

AB121 34cl 12oz
H: 8.5cm
Dia: 18cm

CTN QTY 6
■ ■



MINI SAUCE BOAT

AB5 1 14.2cl 5oz
H: 6cm
Dia: 13.5cm

CTN QTY 6
■ ■



BALANCE BUTTER PAD/TEA SAUCER

ABP 1 10.2cm 4"
CTN QTY 12
■ ■



SALT

AS 1 6cm 2 1/4"
CTN QTY 6
■ ■

PEPPER

AP 1 6cm 2 1/4"
CTN QTY 6
■ ■



BUD VASE

ABV 1 12.5cm 4 7/8"
CTN QTY 6
■ ■

■ Available in Black Band (AMO)
■ Available in Gold Band (AGB)
■ Available in Platinum Band (APB)

Alchemy Platinum & Gold bands are not recommended for dishwasher and microwave use



★ Covered by Churchill 5 Year Edge Chip Warranty

GF Items with a fully glazed foot

buffet ceramic servingware

Deli Style


The Alchemy Buffet collection is a creative evolution of shapes, capturing the stunning profiles of Energy, Balance and Moonstone. Combine with our innovative melamine and wood buffet items to add impact to deli style food presentation.




ceramic buffet trays



RECTANGULAR CERAMIC
BUFFET TRAY
APRBART1 30 x 14.5cm
11 3/4" x 5 3/4"
CTN QTY 6




RECTANGULAR CERAMIC
BUFFET TRAY
APRBART21 56 x 15.3cm
22" x 6"
CTN QTY 4



RECTANGULAR CERAMIC
BUFFET TRAY
APRBART31 53 x 32.5cm
20 7/8" x 12 3/4"
CTN QTY 2



RECTANGULAR CERAMIC
BUFFET TRAY
APRBART41 46 x 10cm
18" x 3 7/8"
CTN QTY 4



RECTANGULAR CERAMIC
BUFFET TRAY
APRBART51 58 x 20cm
22 7/8" x 7 7/8"
CTN QTY 4



RECTANGULAR CERAMIC
BUFFET TRAY
APRBART61 17 x 10cm
6 3/4" x 3 3/4"
CTN QTY 6



SQUARE CERAMIC
BUFFET TRAY
APRBAST1 30.3 x 30.3cm
11 7/8" x 11 7/8"
CTN QTY 4

ceramic hints buffet trays



HINTS BARLEY WHITE
RECTANGULAR BUFFET TRAY
SHWHART1 30 x 14.5cm
11 3/4" x 5 3/4"
CTN QTY 6



HINTS BARLEY WHITE
SQUARE BUFFET TRAY
SHWHAST1 30.3 x 30.3cm
11 7/8" x 11 7/8"
CTN QTY 4



HINTS INDIGO BLUE
RECTANGULAR BUFFET TRAY
SHBIART1 30 x 14.5cm
11 3/4" x 5 3/4"
CTN QTY 6



HINTS INDIGO BLUE
SQUARE BUFFET TRAY
SHBIAST1 30.3 x 30.3cm
11 7/8" x 11 7/8"
CTN QTY 4

balance ceramic buffet bowls



HINTS BARLEY WHITE
LARGE COUPE BOWL
SHWHAC141 38.5 x 8.8cm
15 1/4" x 3 1/2"
500cl 175oz
CTN QTY 4



HINTS INDIGO BLUE
LARGE COUPE BOWL
SHBIAC141 38.5 x 8.8cm
15 1/4" x 3 1/2"
500cl 175oz
CTN QTY 4



BALANCE LARGE
COUPE BOWL
APRBAC141 38.5 x 8.8cm
15 1/4" x 3 1/2"
500cl 175oz
CTN QTY 4

buffet ceramic servingware



SQUARE PLATE
CF **APR ASDP1** 28cm 11"
CTN QTY 6



SQUARE PLATE
CF **APR ASP91** 23.3cm 9"
CTN QTY 6



SQUARE PLATE
CF **APR ASSP1** 17.7cm 7"
CTN QTY 6



SQUARE PLATE
CF **APR ASP51** 13.2cm 5¼"
CTN QTY 12



SQUARE BUFFET BOWL
CF **APR ASHB1** 26.5cm 10½"
119cl 42oz
CTN QTY 4



SQUARE PASTA BOWL
CF **APR ASP61** 25.4cm 10"
71cl 25oz
CTN QTY 6



SQUARE BOWL
CF **APR ASLB1** 20.3cm 8"
56.8cl 20oz
CTN QTY 6



SQUARE BOWL
CF **APR ASSB1** 14.2cm 5½"
28.4cl 10oz
CTN QTY 6



SQUARE BOWL
CF **APR ASTB1** 10.2cm 4"
6cl 2oz
CTN QTY 12



RECTANGLE PLATE
CF **APR AE131** 33 x 23cm
13" x 9"
CTN QTY 6



COUPE PLATE
CF **APR AC121** 30.5cm 12"
CTN QTY 6



COUPE PLATE
CF **APR AC581** 26.8cm 10½"
CTN QTY 6



COUPE PLATE
CF **APR AC91** 23cm 9"
CTN QTY 6



COUPE PLATE
CF **APR AC61** 16.5cm 6½"
CTN QTY 6



COUPE BOWL
APR AC141 38.5 x 8.8cm
15¼" x 3½"
500cl 175oz
CTN QTY 4



COUPE BOWL
CF **APR AC101** 26.5cm 10½"
CTN QTY 6



COUPE BOWL
CF **APR ACB1** 20.3cm 8"
CTN QTY 6



OVAL PLATE
CF **APR SMP131** 26.5 x 35.5cm
10½" x 13¾"
CTN QTY 6



OVAL PLATE
CF **APR SMP111** 21.5 x 28.8cm
8½" x 11¼"
CTN QTY 6



OVAL PLATE
CF **APR SMP81** 16.7 x 22.5cm
6½" x 8¾"
CTN QTY 12



OVAL PLATE
CF **APR SMP71** 14.5 x 19cm
5¾" x 7½"
CTN QTY 12



BOWL
APR SMB401 24.6 x 18.2cm
9¾" x 7¼"
112.4cl 40oz
CTN QTY 6



BOWL
APR SMB301 20.3 x 15.7cm
7¾" x 6¼"
85.2cl 30oz
CTN QTY 6



BOWL
APR SMB201 17.7 x 13.2cm
7" x 5¼"
56.8cl 20oz
CTN QTY 12



buffet ceramic servingware



BOWL
APRSMB101 10.5 x 14.3cm
 5 1/2" x 4 1/4"
 28.4cl 10oz
 CTN QTY 12



TEAR DISH
APRBATD11 29.3cm 11 1/2"
 65.3cl 23oz
 CTN QTY 6



TEAR DISH
APRBATD91 23.6cm 9 1/2"
 34cl 12oz
 CTN QTY 6



TEAR DISH
APRBATD61 16cm 6 1/4"
 14.2cl 5oz
 CTN QTY 12



RICE BOWL
APRBAR161 44cl 16oz
 H: 7.5cm
 Dia: 14cm
 CTN QTY 12



RICE BOWL
APRBAR91 25.6cl 9oz
 H: 6.5cm
 Dia: 11cm
 CTN QTY 24



RICE BOWL
APRBAR41 12.5cl 4oz
 H: 5cm
 Dia: 9cm
 CTN QTY 24



FOOTED SOUP BOWL
APRBAFSB1 34cl 12oz
 H: 10.5cm
 Dia: 15cm
 CTN QTY 6




BUFFET BOAT DISH
APRBAB191 51.8cm 20 3/4"
 128cl 45oz
 CTN QTY 4



BUFFET BOAT DISH
APRBAB141 39.2cm 15 1/2"
 71cl 25oz
 CTN QTY 6



BUFFET BOAT DISH
APRBAB111 29cm 11 1/2"
 25.5cl 9oz
 CTN QTY 6




OVAL BUFFET TRAY
APRSMBTL1 58 x 20 x 3cm
 22 1/2" x 7 1/2" x 1 1/4"
 CTN QTY 4



OVAL BUFFET TRAY
APRSMBTM1 58 x 15 x 3cm
 22 1/2" x 5" x 1 1/4"
 CTN QTY 4



OVAL BUFFET TRAY
APRSMBTS1 58 x 10 x 3cm
 22 1/2" x 3 3/4" x 1 1/4"
 CTN QTY 4



Complete buffet offering available on page 295.



ALCHEMY® fine china

counterwave

Innovate the Counter Top

Alchemy Counterwave with its flowing curves is an innovative concept in hot and cold serving ware that enhances all types of counter food display. Designed specifically to sit within gastronorm chilled counters or used free form on hot decks, these beautifully crafted pieces propel food counter display to a new dimension.



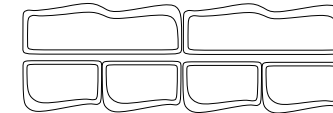
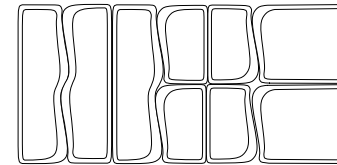
2/4 DEEP SERVING DISH
APRGGW241 50 x 16cm
19 3/4" x 6 1/4"
3.5 ltrs 123oz
CTN QTY 2



1/2 DEEP SERVING DISH
APRGGW121 23 x 31cm
9" x 12 1/2"
4 ltrs 140oz
CTN QTY 2



1/4 DEEP SERVING DISH
APRGGW141 23 x 16cm
9" x 6 1/4"
1.5 ltrs 53oz
CTN QTY 4



ALCHEMY® fine china

cook & serve

Striking & Contemporary

Designed by Sebastian Conran

Designed by leading British designer Sebastian Conran, the clean, simple lines and shapes of Alchemy Cook & Serve represent a striking and contemporary alternative to traditional cookware. Designed to bring state-of-the-art style to any kitchen or restaurant environment, with ramekins, oval and round dishes offering great flexibility of use.



N°7 OVAL DISH
GF **APRCAO101** 25.8cm 10"
42.6cl 15oz
CTN QTY 6



N°6 OVAL DISH
APRCAOD81 19.5cm 7½"
28.4cl 10oz
CTN QTY 12



N°5 OVAL DISH
APRCAOD61 16.2cm 6½"
20.6cl 7oz
CTN QTY 12



N°9 ROUND DISH
APRCARD71 17cm 6¾"
41.2cl 15oz
CTN QTY 12



N°8 ROUND DISH
APRCARD61 14.5cm 5¾"
28.4cl 10oz
CTN QTY 12



N°3 RAMEKIN
APRCAR6 1 17cl 6oz
H: 4.5cm
Dia: 8cm
CTN QTY 24



N°2 RAMEKIN
APRCAR4 1 12.5cl 4oz
H: 4cm
Dia: 7.5cm
CTN QTY 24



N°1 RAMEKIN
APRCAR2 1 5.5cl 2oz
H: 3.4cm
Dia: 6.5cm
CTN QTY 24

GF Items with a fully glazed foot



ENGINEERED FOR PERFORMANCE



CHURCHILL®

super vitrified

PROFESSIONAL TABLEWARE THAT WORKS AS HARD AS YOU DO... GUARANTEED

The Churchill Super Vitrified body is one of the strongest in the world, delivering presentation that lasts. A comprehensive collection of ranges from classic to contemporary, whiteware to coloured glazes. A variety of shapes and sizes to provide your tabletop solution. The Churchill Super Vitrified collection offers solutions for chefs that work in fast moving, professionally disciplined back of house environments.

VAJILLA EXTRAORDINARIA QUE TRABAJA TAN DURO COMO USTED...GARANTIZADO

El cuerpo cerámico de Churchill Super Vitrified es uno de los más fuertes del mundo, entregando una presentación que dura. Una amplia colección de diseños desde clásicos hasta contemporáneos. La colección Churchill Super Vitrified ofrece una solución resistente para aquellos Chefs que trabajan en ambientes profesionales de gran concurrencia y demanda.

STOVIGLIE FORMIDABILI CHE LAVORANO DURAMENTE COME VOI...GARANTITO

Der Churchill Super Vitrified Body ist einer der stärksten Scherben der Welt und bietet allerhöchste Beständigkeit. Die umfangreiche Kollektion reicht von klassisch bis zeitgenössisch, von Weißware bis zu farbigen Glasuren. Eine Vielzahl von Formen und Größen für Ihre Tabletop-Lösung. Die Churchill Super Vitrified-Kollektionen eignen für Gastronomiebetriebe in denen ein intensives Arbeitsaufkommen, zuverlässiges und robustes Geschirr erfordert.

STRAORDINARIE STOVIGLIE CHE LAVORANO SODO TANTO QUANTO TE...GARANTITO

Il corpo ceramico Super Vetrified della Churchill è uno dei più forti al mondo e ci dà un prodotto la cui resa dura nel tempo. Un'ampia collezione: dal classico al contemporaneo. La Collezione Super Vetrified di Churchill offre soluzioni per chef che devono lavorare velocemente e con grande professionalità.

LA VAISSELLE SUPÉRIEUR QUI TRAVAILLEAUSSI DUR QUE VOUS...GARANTI

Le corps du ceramique super vitrifié est un des corps plus compétents dans le monde, qui donne la présentation dure. Churchill Super vitrifié est une gamme étendue du style classic et contemporain aussi. Les cuisiniers qui travaillent dans l'environnement très animé peuvent trouver les solutions parfaites dans la gamme de Churchill Super vitrifié.



MICROWAVE SAFE



DISHWASHER SAFE



FULLY GLAZED BASE



STACKABLE



DURABLE AND VITRIFIED



QUALITY & CONFORMANCE



SUPERIOR GLAZE FINISH



BRITISH STANDARD
EUROPEAN APPROVED
VITRIFIED HOTELWARE



BRITISH STANDARD
EUROPEAN APPROVED
HOSPITALITY CERAMIC TABLEWARE
INTENDED CONTACT WITH FOOD



BRITISH STANDARD
MECHANICAL DISHWASHER
RESISTANCE

Stonecast®

Each piece is unique...

Stonecast is a collection of hand decorated products, designed in different styles to suit all manner of hospitality environments. Inspired by the changing seasons, the original Stonecast is available in twelve stunning colours. Stonecast Patina is inspired by tones and surface texture created naturally over time on organic materials. A simple touch of rustic colour comes from Stonecast Hints with its fine speckle and stippled edge band. Two colour Stonecast Aqueous is inspired by the fluidity of water and emulates a liquid pooling effect. While Stonecast Plume interprets the fluidity of painting mediums. All Stonecast designs are hand finished, making every piece unique.

Stonecast es una colección de productos decorados a mano de Churchill, diseñados en diferentes estilos para adaptarse a todo tipo de entornos hosteleros. Inspirado por los cambios en las estaciones y los ingredientes frescos, el diseño original de Stonecast está disponible en diez colores llamativos. Stonecast Patina emula los tonos y la textura de la superficie que se crean naturalmente con el tiempo en materiales como el metal, la piedra, el cuero y la madera. Un toque simple de color rústico proviene de Stonecast Hints con su fino diseño de motas y una banda en el borde de cada pieza. Stonecast Aqueous de dos tonos está inspirado en la fluidez del agua y emula un efecto de acumulación de líquido. Mientras que Stonecast Plume interpreta la fluidez de los medios pictóricos. Todos los diseños de Stonecast están terminados a mano, lo que hace que cada pieza sea única.

Stonecast ist eine aufregende Kollektion von handdekorierten Produkten von Churchill, die in verschiedenen Stilen entworfen wurden, um allen möglichen gastronomischen Umgebungen gerecht zu werden. Inspiriert von den wechselnden Jahreszeiten und frischen Zutaten, ist das originale Stonecast-Design in 10 atemberaubenden Farben erhältlich. Stonecast Patina ahmt die Töne und Oberflächenstrukturen, die im Laufe der Zeit auf natürliche Weise auf Materialien wie Metall, Stein, Leder und Holz entstehen, nach. Ein einfacher Hauch von rustikaler Farbe kommt von Stonecast Hints mit seinem feinen Flecken und dem gepunkteten Kantenband. Zweifarbig Stonecast Aqueous ist inspiriert von der Flüssigkeit des Wassers und ahmt einen Flüssigkeitsbündelungseffekt nach. Stonecast Plume interpretiert die Fließfähigkeit von Malmitteln. Alle Stonecast-Designs werden von Hand gefertigt, was jedes Stück zu einem Unikat macht.

Stonecast è una esaltante collezione di articoli decorati a mano di Churchill, progettati in stili diversi per adattarsi a qualsiasi ambiente della ristorazione. Ispirato al cambio delle stagioni e agli ingredienti freschi, il design originale di Stonecast è disponibile in 10 fantastici colori. Stonecast Patina rappresenta i toni e le trame superficiali che si formano naturalmente nel tempo su materiali come metallo, pietra, pelle e legno. Un semplice tocco di colore rustico arriva dallo Stonecast Hints con le sue macchie ed il bordo punteggiato. Stonecast Aqueous bicolore si ispira alla fluidità dell'acqua e sembra una miscela di liquidi. Mentre Stonecast Plume interpreta la fluidità dei sistemi di pittura. Tutti i decori Stonecast sono rifiniti a mano, facendo diventare ogni pezzo unico.

Stonecast est une collection unique par Churchill de produits décorés à la main, dans différents styles qui s'adaptent à tout type d'établissement Horeca. Inspirée par les saisons et les produits frais, la collection originale Stonecast est disponible en 10 couleurs. Stonecast Patina est inspirée par les tonalités et les textures polies naturellement au fil des temps, en forme de matériaux organiques tels que le métal, la pierre, le cuir et le bois. Stonecast hints a une simple touche de couleur rustique avec son bord décoré. Aqueous avec ses 2 couleurs est inspiré par la fluidité de l'eau et donne l'impression d'un liquide que l'on verse. Alors que Stonecast Plume interprète la fluidité artistique de la peinture, tous les décors de la gamme Stonecast sont réalisés à la main, ce qui rend chaque pièce unique.

#stonecast #stonecasthints #stonecastpatina #stonecastaqueous #stonecastplume



HAND DECORATED



EACH PIECE IS UNIQUE



CHURCHILL® super vitrified

NEW COLOUR

Stonecast®

Stonecast is a rustic tableware collection in colours inspired by the changing seasons and fresh ingredients, the design is hand decorated, making each piece unique.

Rustic charm revived

Lavender



COUPE PLATE
SLASEV111 28.8cm 11¼"
CTN QTY 12



COUPE PLATE
SLASEV101 26cm 10¼"
CTN QTY 12



COUPE PLATE
SLASEVP81 21.7cm 8½"
CTN QTY 12



COUPE PLATE
SLASEVP61 16.5cm 6½"
CTN QTY 12



COUPE BOWL
SLASEVB91 24.8cm 9¾"
113.6cl 40oz
CTN QTY 12



TRIANGLE PLATE
SLASTR9 1 22.9cm 9"
CTN QTY 12



TRIANGLE BOWL
SLASTRB91 23.5cm 9¼"
60cl 21oz
CTN QTY 12



TRIANGLE BOWL
SLASTRB61 15.3cm 6"
26cl 9oz
CTN QTY 12



CHEFS' OBLONG PLATE No.4
SLASXO141 35.5 x 18.9cm
13¾" x 7½"
CTN QTY 6



CHEFS' OBLONG PLATE No.3
SLASXO111 29.8 x 15.3cm
11¾" x 6"
CTN QTY 12



Covered by Churchill 5 Year Edge Chip Warranty

Stonecast®

Rustic charm revived

Petal Pink



COUPE PLATE
SPPSEV111 28.8cm 11¼"
CTN QTY 12



COUPE PLATE
SPPSEV101 26cm 10¼"
CTN QTY 12



COUPE PLATE
SPPSEVP81 21.7cm 8½"
CTN QTY 12



COUPE PLATE
SPPSEVP61 16.5cm 6½"
CTN QTY 12



COUPE BOWL
SPPSEVB91 24.8cm 9¾"
113.6cl 40oz
CTN QTY 12



TRIANGLE PLATE
SPPSTR9 22.9cm 9"
CTN QTY 12



TRIANGLE BOWL
SPPSTRB91 23.5cm 9¼"
60cl 21oz
CTN QTY 12



TRIANGLE BOWL
SPPSTRB61 15.3cm 6"
26cl 9oz
CTN QTY 12



CHEFS' OBLONG PLATE No.4
SPPSXO141 35.5 x 18.9cm
13¾" x 7¾"
CTN QTY 6



CHEFS' OBLONG PLATE No.3
SPPSXO111 29.8 x 15.3cm
11½" x 6"
CTN QTY 12



CHURCHILL® super vitrified

Stonecast®

Rustic charm revived

Blueberry

NEW ADDITIONS



NEW



COUPE PLATE
SBBSEV111 28.8cm 11 1/4"
 CTN QTY 12
SBBSEV101 26cm 10 1/4"
 CTN QTY 12



COUPE PLATE
SBBSEVP81 21.7cm 8 5/8"
 CTN QTY 12
SBBSEVP61 16.5cm 6 1/2"
 CTN QTY 12



COUPE BOWL
SBBSPLC21 31cm 12"
 240cl 84.5oz
 CTN QTY 6



COUPE BOWL
SBBSEVB91 24.8cm 9 7/8"
 113.6cl 40oz
 CTN QTY 12
SBBSEVB71 18.2cm 7 1/4"
 42.6cl 15oz
 CTN QTY 12

NEW

NEW



CHEFS' WALLED PLATE
SBBSWP261 26cm 10 1/4"
 H: 2cm
 CTN QTY 6



CHEFS' WALLED PLATE
SBBSWP211 21cm 8 1/4"
 H: 2cm
 CTN QTY 6



TRIANGLE PLATE
SBBSTR121 31.1cm 12 1/4"
 CTN QTY 6
SBBSTR101 26.5cm 10 1/2"
 CTN QTY 12
SBBSTR9 1 22.9cm 9"
 CTN QTY 12
SBBSTR7 1 19.2cm 7 3/4"
 CTN QTY 12



TRIANGLE BOWL
SBBSTRB91 23.5cm 9 1/4"
 60cl 21oz
 CTN QTY 12
SBBSTRB71 18.5cm 7 1/4"
 37cl 13oz
 CTN QTY 12
SBBSTRB61 15.3cm 6"
 26cl 9oz
 CTN QTY 12



TRIANGLE SHALLOW BOWL
SBBSTB271 27.2 x 26.7cm
 10 3/4" x 10 1/2"
 78cl 27oz
 CTN QTY 12
SBBSTB231 21 x 21cm
 8 1/4" x 8 1/4"
 41cl 14oz
 CTN QTY 12



CHEFS' TRIANGLE PLATE
SBBSTC361 35.6 x 25cm
 14" x 9 3/4"
 CTN QTY 6



CHEFS' TRIANGLE PLATE
SBBSTC351 35.5 x 18.8cm
 13 3/4" x 7 3/8"
 CTN QTY 6
SBBSTC301 30.4 x 20.5cm
 12" x 8"
 CTN QTY 6



CHEFS' TRIANGLE PLATE
SBBSTC261 26.5 x 20.5cm
 10 1/2" x 8"
 CTN QTY 12



CHEFS' OBLONG PLATTER No. 9
SBBSXPT141 34.4 x 23.4cm
 13 1/2" x 9 1/4"
 CTN QTY 6



CHEFS' OBLONG PLATE No. 8
SBBSOBL141 30 x 19.9cm
 12" x 7 7/8"
 CTN QTY 6



CHEFS' OBLONG PLATE No. 4
SBBSXO141 35.5 x 18.9cm
 13 3/4" x 7 3/8"
 CTN QTY 6



CHEFS' OBLONG PLATE No. 3
SBBSXO111 29.8 x 15.3cm
 11 3/4" x 6"
 CTN QTY 12
CHEFS' OBLONG PLATE No. 2
SBBSXO101 26.9 x 12.7cm
 10 1/2" x 5"
 CTN QTY 12



Covered by Churchill 5 Year Edge Chip Warranty

CHURCHILL[®] super vitrified

Stonecast[®]

Rustic charm revived

NEW ADDITIONS

Samphire Green



COUPE PLATE
SSGSEV111 28.8cm 11¼"
 CTN QTY 12
SSGSEV101 26cm 10¼"
 CTN QTY 12



COUPE PLATE
SSGSEVP81 21.7cm 8½"
 CTN QTY 12
SSGSEVP61 16.5cm 6½"
 CTN QTY 12

NEW



COUPE BOWL
SSGSPLC21 31cm 12"
 240cl 84.5oz
 CTN QTY 6



COUPE BOWL
SSGSEVB91 24.8cm 9¾"
 113.6cl 40oz
 CTN QTY 12
SSGSEVB71 18.2cm 7¼"
 42.6cl 15oz
 CTN QTY 12

NEW



CHEFFES' WALLED PLATE
SSGSWP261 26cm 10¼"
 H: 2cm
 CTN QTY 6

NEW



CHEFFES' WALLED PLATE
SSGSWP211 21cm 8¼"
 H: 2cm
 CTN QTY 6



TRIANGLE PLATE
SSGSTR121 31.1cm 12¼"
 CTN QTY 6
SSGSTR101 26.5cm 10½"
 CTN QTY 12



TRIANGLE PLATE
SSGSTR91 22.9cm 9"
 CTN QTY 12
SSGSTR71 19.2cm 7¾"
 CTN QTY 12



TRIANGLE BOWL
SSGSTRB91 23.5cm 9¼"
 60cl 21oz
 CTN QTY 12
SSGSTRB71 18.5cm 7¼"
 37cl 13oz
 CTN QTY 12



TRIANGLE BOWL
SSGSTRB61 15.3cm 6"
 26cl 9oz
 CTN QTY 12



CHEFFES' TRIANGLE PLATE
SSGSTC351 35.5 x 18.8cm
 13¾" x 7½"
 CTN QTY 6
SSGSTC301 30.4 x 20.5cm
 12" x 8"
 CTN QTY 6



CHEFFES' TRIANGLE PLATE
SSGSTC261 26.5 x 20.5cm
 10½" x 8"
 CTN QTY 12



CHEFFES' OBLONG PLATTER No. 9
SSGSXP141 34.4 x 23.4cm
 13½" x 9¼"
 CTN QTY 6
CHEFFES' OBLONG PLATE No. 8
SSGSOBL41 30 x 19.9cm
 12" x 7¾"
 CTN QTY 6



CHEFFES' OBLONG PLATE No. 4
SSGSXO141 35.5 x 18.9cm
 13¾" x 7½"
 CTN QTY 6
CHEFFES' OBLONG PLATE No. 3
SSGSXO111 29.8 x 15.3cm
 11¾" x 6"
 CTN QTY 12



CHEFFES' OBLONG PLATE No. 2
SSGSXO101 26.9 x 12.7cm
 10½" x 5"
 CTN QTY 12



CHEFFES' GEO PLATE
SSGSGE351 35 x 18.5cm
 13¾" x 7¼"
 CTN QTY 6
SSGSGE301 30 x 15.5cm
 11¾" x 6¼"
 CTN QTY 12



Covered by Churchill 5 Year Edge Chip Warranty

CHURCHILL® super vitrified

Stonecast®

Rustic charm revived

Nutmeg Cream



COUPE PLATE
SNMSEV121 32.4cm 12¾"
 CTN QTY 6
SNMSEV111 28.8cm 11¼"
 CTN QTY 12



COUPE PLATE
SNMSEV101 26cm 10¼"
 CTN QTY 12
SNMSEVP81 21.7cm 8⅝"
 CTN QTY 12
SNMSEVP61 16.5cm 6½"
 CTN QTY 12



LARGE COUPE BOWL
SNMPLC21 31cm 12"
 240cl 84.5oz
 CTN QTY 6



COUPE BOWL
SNMSEVB91 24.8cm 9¾"
 113.6cl 40oz
 CTN QTY 12



COUPE BOWL
SNMSEVB71 18.2cm 7¼"
 42.6cl 15oz
 CTN QTY 12



ORGANIC ROUND PLATE
SNMSOG111 28.6cm 11¼"
 CTN QTY 12
SNMSOG101 26.4cm 10⅝"
 CTN QTY 12



ORGANIC ROUND PLATE
SNMSOG81 21cm 8¼"
 CTN QTY 12
SNMSOG71 18.6cm 7¼"
 CTN QTY 12



ORGANIC ROUND BOWL
SNMSOGB11 25.3cm 9¾"
 110cl 38oz
 CTN QTY 12



TRIANGLE PLATE
SNMSTR121 31.1cm 12¼"
 CTN QTY 6



TRIANGLE PLATE
SNMSTR101 26.5cm 10⅝"
 CTN QTY 12



TRIANGLE PLATE
SNMSTR91 22.9cm 9"
 CTN QTY 12
SNMSTR71 19.2cm 7¾"
 CTN QTY 12



TRIANGLE BOWL
SNMSTRB91 23.5cm 9¼"
 60cl 21oz
 CTN QTY 12



TRIANGLE BOWL
SNMSTRB71 18.5cm 7¼"
 37cl 13oz
 CTN QTY 12
SNMSTRB61 15.3cm 6"
 26cl 9oz
 CTN QTY 12



OBLONG PLATE
SNMSOP141 34.5 x 18.5cm
 13½" x 7¼"
 CTN QTY 6
SNMSOP111 29.5 x 15cm
 11¾" x 6"
 CTN QTY 12



DEEP SQUARE PLATE
SNMSDS101 26.8cm 10½"
 CTN QTY 6



OVAL COUPE PLATE
SNMSOP71 19.2 x 16cm
 7½" x 6¼"
 CTN QTY 12



Covered by Churchill 5 Year Edge Chip Warranty

CHURCHILL® super vitrified

Stonecast®

Rustic charm revived

Duck Egg Blue



COUPE PLATE
SDESEV121 32.4cm 12½"
CTN QTY 6



COUPE PLATE
SDESEV111 28.8cm 11¼"
CTN QTY 12
SDESEV101 26cm 10¼"
CTN QTY 12



COUPE PLATE
SDESEVP81 21.7cm 8½"
CTN QTY 12



COUPE PLATE
SDESEVP61 16.5cm 6½"
CTN QTY 12



LARGE COUPE BOWL
SDESPLC21 31cm 12"
240cl 84.5oz
CTN QTY 6



COUPE BOWL
SDESEVB91 24.8cm 9¾"
113.6cl 40oz
CTN QTY 12



COUPE BOWL
SDESEVB71 18.2cm 7¼"
42.6cl 15oz
CTN QTY 12



DEEP COUPE PLATE
SDESPP271 28.1cm 11"
H: 3.7cm
CTN QTY 12



DEEP COUPE PLATE
SDESPP251 25.5cm 10"
H: 3.5cm
CTN QTY 12



DEEP COUPE PLATE
SDESPP221 22.5cm 8¾"
H: 2.7cm
CTN QTY 12



ORGANIC ROUND PLATE
SDESOG111 28.6cm 11¼"
CTN QTY 12



ORGANIC ROUND PLATE
SDESOG101 26.4cm 10½"
CTN QTY 12



ORGANIC ROUND PLATE
SDESOG81 21cm 8¼"
CTN QTY 12



ORGANIC ROUND PLATE
SDESOG71 18.6cm 7¼"
CTN QTY 12



ORGANIC ROUND BOWL
SDESOGB11 25.3cm 9¾"
110cl 38oz
CTN QTY 12



WIDE RIM BOWL
SDESVBWBL1 28cm 11"
46.8cl 16.5oz
CTN QTY 12



Covered by Churchill 5 Year Edge Chip Warranty

Stonecast®

Duck Egg Blue



WIDE RIM BOWL
SDESVM121 24cm 9½"
 28.4cl 10oz
 CTN QTY 12



TRIANGLE PLATE
SDESTR121 31.1cm 12¼"
 CTN QTY 6



TRIANGLE PLATE
SDESTR101 26.5cm 10½"
 CTN QTY 12



TRIANGLE PLATE
SDESTR91 22.9cm 9"
 CTN QTY 12



TRIANGLE PLATE
SDESTR71 19.2cm 7¾"
 CTN QTY 12



TRIANGLE BOWL
SDESTRB91 23.5cm 9¼"
 60cl 21oz
 CTN QTY 12



TRIANGLE BOWL
SDESTRB71 18.5cm 7¼"
 37cl 13oz
 CTN QTY 12
SDESTRB61 15.3cm 6"
 26cl 9oz
 CTN QTY 12



CHEFS' TRIANGLE PLATE
SDESSC351 35.5 x 18.8cm
 13¾" x 7½"
 CTN QTY 6



CHEFS' TRIANGLE PLATE
SDESSC301 30.4 x 20.5cm
 12" x 8"
 CTN QTY 6



CHEFS' TRIANGLE PLATE
SDESSC261 26.5 x 20.5cm
 10½" x 8"
 CTN QTY 12



OBLONG PLATE
SDESOP141 34.5 x 18.5cm
 13½" x 7¼"
 CTN QTY 6
SDESOP111 29.5 x 14cm
 11¾" x 5½"
 CTN QTY 12



DEEP SQUARE PLATE
SDESOS101 26.8cm 10½"
 CTN QTY 6



OVAL PLATE
SDESOP71 19.2 x 16cm
 7¾" x 6¼"
 CTN QTY 12



NOODLE BOWL
SDESND81 107.5cl 37.8oz
 H: 7cm
 Dia: 18.3cm
 CTN QTY 6



SOUP BOWL
SDESRL61 47cl 16oz
 H: 6.3cm
 Dia: 13.2cm
 CTN QTY 12



SUGAR BOWL
SDESSG81 22.7cl 8oz
 H: 6.2cm
 Dia: 9.8cm
 CTN QTY 12



ZEST BOWL
SDESZE121 34cl 12oz
 H: 6.5cm
 Dia: 12.1cm
 CTN QTY 12



CAPPUCCINO CUP
SDESB441 50cl 17.5oz
 H: 7cm
 Dia: 11.5cm
 CTN QTY 6



CAPPUCCINO CUP
SDESCB401 46cl 16oz
 H: 7cm
 Dia: 11cm
 CTN QTY 6



CAPPUCCINO CUP
SDESCB281 34cl 12oz
 H: 6.5cm
 Dia: 11cm
 CTN QTY 12



CAPPUCCINO CUP
SDESCB201 22.7cl 8oz
 H: 5.5cm
 Dia: 9.5cm
 CTN QTY 12



SAUCER
SDESSC1 15.6cm 6¼"
 CTN QTY 12
 (Fits SDESCB441, SDESCB401,
 SDESCB281 & SDESCB201)



ESPRESSO CUP
SDESCB91 10cl 3.5oz
 H: 5.5cm
 Dia: 6.5cm
 CTN QTY 12



SAUCER
SDESS1 11.8cm 4½"
 CTN QTY 12
 (Fits SDESCB91)



MUG
SDESVM121 34cl 12oz
 H: 11cm
 Dia: 8cm
 CTN QTY 12



BEVERAGE POT
SDESSB151 42.6cl 15oz
 H: 10.5cm
 CTN QTY 4
REPLACEMENT LID
SDESRL151
 CTN QTY 6



JUG
SDESSJ41 11.4cl 4oz
 H: 7cm
 CTN QTY 4



RIPPLE CHIP MUG
SDESRPCM1 28cl 10oz
 H: 9.5cm 3¾"
 Dia: 8.3cm 3¼"
 CTN QTY 12



RIPPLE DIP POT
SDESRPD21 5.7cl 2oz
 H: 5cm 2"
 Dia: 5.9cm 2⅝"
 CTN QTY 12



SAUCE DISH
SDESSD31 9cl 3oz
 H: 4cm
 Dia: 8cm
 CTN QTY 12



SALT
SDESSSA1 7cm 2½"
 CTN QTY 12
PEPPER
SDESSPE1 7cm 2½"
 CTN QTY 12



BUD VASE
SDESSBV1 12.5cm 5"
 CTN QTY 6



CHURCHILL® super vitrified

NEW ADDITIONS

Stonecast®

Rustic charm revived

Barley White



COUPE PLATE
SWHSEV121 32.4cm 12¾"
CTN QTY 6



COUPE PLATE
SWHSEV111 28.8cm 11¼"
CTN QTY 12
SWHSEV101 26cm 10¼"
CTN QTY 12



COUPE PLATE
SWHSEVP81 21.7cm 8½"
CTN QTY 12
SWHSEVP61 16.5cm 6½"
CTN QTY 12



LARGE COUPE BOWL
SWHSPLC21 31cm 12"
240cl 84.5oz
CTN QTY 6

NEW SHAPE



COUPE BOWL
SWHSEVB91 24.8cm 9¾"
113.6cl 40oz
CTN QTY 12
SWHSEVB71 18.2cm 7¼"
42.6cl 15oz
CTN QTY 12



DEEP COUPE PLATE
SWHSPD271 28.1cm 11"
H: 3.7cm
CTN QTY 12



DEEP COUPE PLATE
SWHSPD251 25.5cm 10"
H: 3.5cm
CTN QTY 12
SWHSPD221 22.5cm 8¾"
H: 2.7cm
CTN QTY 12



CHEFS' WALLED PLATE
SWHSP281 27.5cm 10¾"
H: 2cm
CTN QTY 6

NEW SHAPE



CHEFS' WALLED PLATE
SWHSP261 26cm 10¼"
H: 2cm
CTN QTY 6
SWHSP211 21cm 8¼"
H: 2cm
CTN QTY 6



CHEFS' WALLED PLATE
SWHSP161 15.7cm 6¼"
H: 2cm
CTN QTY 6



ORGANIC ROUND PLATE
SWHSG111 28.6cm 11¼"
CTN QTY 12
SWHSG101 26.4cm 10¾"
CTN QTY 12



ORGANIC ROUND PLATE
SWHSG81 21cm 8¼"
CTN QTY 12
SWHSG71 18.6cm 7¼"
CTN QTY 12



ORGANIC ROUND BOWL
SWHSGB11 25.3cm 9¾"
110cl 38oz
CTN QTY 12



WIDE RIM BOWL
SWHSWB11 28cm 11"
46.8cl 16.5oz
CTN QTY 12



WIDE RIM BOWL
SWHSWB11 24cm 9½"
28.4cl 10oz
CTN QTY 12



TRIANGLE PLATE
SWHSTR121 31.1cm 12¼"
CTN QTY 6
SWHSTR101 26.5cm 10½"
CTN QTY 12



Covered by Churchill 5 Year Edge Chip Warranty



STONECAST • CHURCHILL SUPER VITRIFIED

Stonecast®

Barley White



TRIANGLE PLATE
SWHSTR9 1 22.9cm 9"
CTN QTY 12
SWHSTR7 1 19.2cm 7½"
CTN QTY 12



TRIANGLE BOWL
SWHSTRB91 23.5cm 9¼"
60cl 21oz
CTN QTY 12



TRIANGLE BOWL
SWHSTRB71 18.5cm 7¼"
37cl 13oz
CTN QTY 12
SWHSTRB61 15.3cm 6"
26cl 9oz
CTN QTY 12



TRIANGLE SHALLOW BOWL
SWHSTB271 27.2 x 26.7cm
10¾" x 10½"
78cl 27oz
CTN QTY 12
SWHSTB231 23.8 x 15.8cm
9¾" x 6¼"
41cl 14oz
CTN QTY 12

NEW SHAPE



CHEFS' TRIANGLE WALLED PLATE
SWHSWT271 26cm 10¼"
H: 2cm
CTN QTY 6

NEW SHAPE



CHEFS' TRIANGLE WALLED PLATE
SWHSWT211 20cm 7¾"
H: 2cm
CTN QTY 6



CHEFS' TRIANGLE PLATE
SWHSTC351 35.5 x 18.8cm
13¾" x 7¾"
CTN QTY 6



CHEFS' TRIANGLE PLATE
SWHSTC301 30.4 x 20.5cm
12" x 8"
CTN QTY 6



CHEFS' TRIANGLE PLATE
SWHSTC261 26.5 x 20.5cm
10½" x 8"
CTN QTY 12



CHEFS' GEO PLATE
SWHSGE351 35 x 18.5cm
13¾" x 7¼"
CTN QTY 6



CHEFS' GEO PLATE
SWHSGE301 30 x 15.5cm
11¾" x 6½"
CTN QTY 12



CHEFS' OBLONG PLATE No. 4
SWHSXO141 35.5 x 18.9cm
13¾" x 7½"
CTN QTY 6



CHEFS' OBLONG PLATE No. 3
SWHSXO111 29.8 x 15.3cm
11¾" x 6"
CTN QTY 12



CHEFS' OBLONG PLATE No. 2
SWHSXO101 26.9 x 12.7cm
10½" x 5"
CTN QTY 12



CHEFS' OBLONG PLATE No. 1
SWHSXO7 1 20 x 12.1cm
7½" x 4¾"
CTN QTY 12



CHEFS' OBLONG PLATTER No. 9
SWHSXP141 34.4 x 23.4cm
13½" x 9¼"
CTN QTY 6



CHEFS' OBLONG PLATE No. 8
SWHSOBL41 30 x 19.9cm
12" x 7¾"
CTN QTY 6



CHEFS' OBLONG PLATE No. 7
SWHSOBL31 26.1 x 20.2cm
10¼" x 8"
CTN QTY 12



CHEFS' OBLONG PLATE No. 6
SWHSOBL21 23.7 x 15.7cm
9½" x 6½"
CTN QTY 12



CHEFS' OBLONG PLATE No. 5
SWHSOBL11 15.4 x 12.6cm
6" x 5"
CTN QTY 12



OBLONG PLATE
SWHSOP141 34.5 x 18.5cm
13½" x 7¼"
CTN QTY 6



OBLONG PLATE
SWHSOP111 29.5 x 14cm
11¾" x 5½"
CTN QTY 12



DEEP SQUARE PLATE
SWHSDS101 26.8cm 10½"
CTN QTY 6



OVAL COUPE PLATE
SWHSOP7 1 19.2 x 16cm
7½" x 6¼"
CTN QTY 12



ROUND DISH
SWHSID7 1 18.5 x 16.8cm
7¼" x 6¾"
35.8cl 12.6oz
CTN QTY 12



ROUND DISH
SWHSID6 1 16 x 14.5cm
6¼" x 5¾"
24.7cl 8.7oz
CTN QTY 12



HANDLED PADDLE
SWHSPDLH1 28.4cm 11¼"
CTN QTY 6



DEEP SKILLET PAN
SWHSPN2 1 24.5cm 9¾"
57cl 20oz
CTN QTY 6



SMALL SKILLET PAN
SWHSPN1 1 23cm 9"
37cl 13oz
CTN QTY 6



LIDDED STEW POT
SWHLSPT1 14cm 5½"
43cl 15oz
CTN QTY 6
REPLACEMENT LID
SWHSLD1 1
CTN QTY 6



INTERMEDIATE OVAL EARED DISH
SWHSIOEN1 23.2 x 12.5cm
9¼" x 5"
38cl 13.4oz
CTN QTY 6



SMALL OVAL EARED DISH
SWHSOEN1 20.5 x 11.3cm
8¼" x 4½"
25.5cl 9oz
CTN QTY 6





LARGE ROUND EARED DISH
SWHSLREN1 17.5 x 21.5cm
7" x 8½"
59cl 20.8oz
CTN QTY 6



SMALL ROUND EARED DISH
SWHSSREN1 15 x 18cm
5¾" x 7¼"
30cl 10.6oz
CTN QTY 6



LASAGNE DISH
SWHSLASN1 16 x 12 x 5cm
6¼" x 4¾" x 2"
60cl 21.1oz
CTN QTY 12



RAMEKIN
SWHSLRKN1 9cm 3½"
19.5cl 6.9oz
CTN QTY 24
SWHSSRKN1 7cm 2¾"
9cl 3.2oz
CTN QTY 24



NOODLE BOWL
SWHSSDBL1 107.5cl 37.8oz
H: 8cm
Dia: 18.3cm
CTN QTY 6



SOUP BOWL
SWHSSRBL1 47cl 16oz
H: 6.3cm
Dia: 13.2cm
CTN QTY 12



SUGAR BOWL
SWHSSSGR1 22.7cl 8oz
H: 6.2cm
Dia: 9.8cm
CTN QTY 12



ZEST BOWL
SWHSSZ121 34cl 12oz
H: 6.5cm
Dia: 12.1cm
CTN QTY 12



CAPPUCCINO CUP
SWHSCB441 50cl 17.5oz
H: 7cm
Dia: 11.5cm
CTN QTY 6



CAPPUCCINO CUP
SWHSCB401 46cl 16oz
H: 7cm
Dia: 11.5cm
CTN QTY 6



CAPPUCCINO CUP
SWHSCB281 34cl 12oz
H: 6.5cm
Dia: 11cm
CTN QTY 12



CAPPUCCINO CUP
SWHSCB111 28cl 10oz
H: 6cm
Dia: 11cm
CTN QTY 12



CAPPUCCINO CUP
SWHSCB201 22.7cl 8oz
H: 5.5cm
Dia: 9.5cm
CTN QTY 12



CAPPUCCINO CUP
SWHSCB061 17cl 6oz
H: 5.5cm
Dia: 9cm
CTN QTY 12



SAUCER
SWHSCSS1 15.6cm 6¼"
CTN QTY 12
(Fits SWHSCB441, SWHSCB401, SWHSCB281, SWHSCB111, SWHSCB201 & SWHSCB061)



ESPRESSO CUP
SWHSCB91 10cl 3.5oz
H: 5.5cm
Dia: 6.5cm
CTN QTY 12



SAUCER
SWHSCSS1 11.8cm 4½"
CTN QTY 12
(Fits SWHSCB91)



MUG
SWHSM121 34cl 12oz
H: 11cm
Dia: 8cm
CTN QTY 12



BEVERAGE POT
SWHSSB301 85.2cl 30oz
H: 15cm
CTN QTY 6
REPLACEMENT LID
SWHSL151
CTN QTY 6



BEVERAGE POT
SWHSSB151 42.6cl 15oz
H: 10.5cm
CTN QTY 4
REPLACEMENT LID
SWHSL151
CTN QTY 6



JUG
SWHSSJ41 11.4cl 4oz
H: 7cm
CTN QTY 4



JUG
SWHSSJ21 5.6cl 2oz
H: 5cm
CTN QTY 12



RIPPLE CHIP MUG
SWHSSRPCM1 28cl 10oz
H: 9.5cm
Dia: 8.3cm
CTN QTY 12



RIPPLE DIP POT
SWHSSRPD21 5.7cl 2oz
H: 5cm
Dia: 5.9cm
CTN QTY 12



SAUCE DISH
SWHSSD31 9cl 3oz
H: 4cm
Dia: 8cm
CTN QTY 12



SNACK BOWL
SWHSSB141 13cm 5¼"
40cl 14oz
H: 6.5cm
CTN QTY 12



SHALLOW BOWL
SWHSSB891 13cm 5¼"
26cl 9oz
H: 4.5cm
CTN QTY 12
SWHSSB861 11.6cm 4½"
20cl 7oz
H: 4cm
CTN QTY 12



CHIP MUG
SWHSSBCM1 10cm 3¾"
29cl 11oz
H: 8cm
CTN QTY 12



DEEP BOWL
SWHSSDB1 10.2cm 4"
24cl 8.4oz
H: 6cm
CTN QTY 12



DIP POT
SWHSSBD41 8.5cm 3¾"
11cl 4oz
H: 5cm
CTN QTY 12
SWHSSBD21 7cm 2½"
6cl 2oz
H: 4cm
CTN QTY 12



SALT
SWHSSSA1 7cm 2½"
CTN QTY 12
PEPPER
SWHSSPE1 7cm 2½"
CTN QTY 12



BUD VASE
SWHSSBV1 12.5cm 5"
CTN QTY 6

NEW SHAPE

NEW SHAPE



CHURCHILL® super vitrified

Stonecast®

Rustic charm revived

NEW ADDITIONS

Peppercorn Grey



COUPE PLATE
SPGSEV121 32.4cm 12 1/2"
CTN QTY 6



COUPE PLATE
SPGSEV111 28.8cm 11 1/4"
CTN QTY 12



COUPE PLATE
SPGSEV101 26cm 10 1/4"
CTN QTY 12



COUPE PLATE
SPGSEV81 21.7cm 8 5/8"
CTN QTY 12



COUPE PLATE
SPGSEV61 16.5cm 6 1/2"
CTN QTY 12



LARGE COUPE BOWL
SPGSPLC21 31cm 12"
240cl 84.5oz
CTN QTY 6



COUPE BOWL
SPGSEVB91 24.8cm 9 3/4"
113.6cl 40oz
CTN QTY 12



COUPE BOWL
SPGSEVB71 18.2cm 7 1/4"
42.6cl 15oz
CTN QTY 12

NEW SHAPE



DEEP COUPE PLATE
SPGSPD271 28.1cm 11"
H: 3.7cm
CTN QTY 12



DEEP COUPE PLATE
SPGSPD251 25.5cm 10"
H: 3.5cm
CTN QTY 12
SPGSPD221 22.5cm 8 3/4"
H: 2.7cm
CTN QTY 12



CHEFS' WALLED PLATE
SPGSWP281 27.5cm 10 3/4"
H: 2cm
CTN QTY 6



CHEFS' WALLED PLATE
SPGSWP261 26cm 10 1/4"
H: 2cm
CTN QTY 6


NEW SHAPE



CHEFS' WALLED PLATE
SPGSWP211 21cm 8 1/4"
H: 2cm
CTN QTY 6



CHEFS' WALLED PLATE
SPGSWP161 15.7cm 6 1/4"
H: 2cm
CTN QTY 6



ORGANIC ROUND PLATE
SPGSOG111 28.6cm 11 1/4"
CTN QTY 12



ORGANIC ROUND PLATE
SPGSOG101 26.4cm 10 3/4"
CTN QTY 12
SPGSOG81 21cm 8 1/4"
CTN QTY 12



Covered by Churchill 5 Year Edge Chip Warranty



ORGANIC ROUND PLATE
SPGSOG7 1 18.6cm 7¼"
CTN QTY 12



ORGANIC ROUND BOWL
SPGSOGB11 25.3cm 9¾"
110cl 38oz
CTN QTY 12



WIDE RIM BOWL
SPGSVWBL1 28cm 11"
46.8cl 16.5oz
CTN QTY 12



WIDE RIM BOWL
SPGSVWBM1 24cm 9½"
28.4cl 10oz
CTN QTY 12



TRIANGLE PLATE
SPGSTR121 31.1cm 12¼"
CTN QTY 6
SPGSTR101 26.5cm 10½"
CTN QTY 12



TRIANGLE PLATE
SPGSTR9 1 22.9cm 9"
CTN QTY 12
SPGSTR7 1 19.2cm 7¾"
CTN QTY 12



TRIANGLE BOWL
SPGSTRB91 23.5cm 9¼"
60cl 21oz
CTN QTY 12



TRIANGLE BOWL
SPGSTRB71 18.5cm 7¼"
37cl 13oz
CTN QTY 12

NEW SHAPE



TRIANGLE BOWL
SPGSTRB61 15.3cm 6"
26cl 9oz
CTN QTY 12



CHEFS' GEO PLATE
SPGSGE351 35 x 18.5cm
13¾" x 7¼"
CTN QTY 6



CHEFS' GEO PLATE
SPGSGE301 30 x 15.5cm
11¾" x 6¼"
CTN QTY 12



CHEFS' TRIANGLE
WALLED PLATE
SPGSWT271 26cm 10¼"
H: 2cm
CTN QTY 6



CHEFS' TRIANGLE
WALLED PLATE
SPGSWT211 20cm 7¾"
H: 2cm
CTN QTY 6



CHEFS' OBLONG PLATE No. 4
SPGSXO141 35.5 x 18.9cm
13¾" x 7½"
CTN QTY 6



CHEFS' OBLONG PLATE No. 3
SPGSXO111 29.8 x 15.3cm
11¾" x 6"
CTN QTY 12



CHEFS' OBLONG PLATE No. 2
SPGSXO101 26.9 x 12.7cm
10½" x 5"
CTN QTY 12



CHEFS' OBLONG PLATE No. 1
SPGSXO7 1 20 x 12.1cm
7¾" x 4¾"
CTN QTY 12



CHEFS' OBLONG PLATTER No. 9
SPGSXP141 34.4 x 23.4cm
13½" x 9¼"
CTN QTY 6



CHEFS' OBLONG PLATE No. 8
SPGSOBL41 30 x 19.9cm
12" x 7⅞"
CTN QTY 6



CHEFS' OBLONG PLATE No. 7
SPGSOBL31 26.1 x 20.2cm
10¼" x 8"
CTN QTY 12



CHEFS' OBLONG PLATE No. 6
SPGSOBL21 23.7 x 15.7cm
9⅞" x 6¼"
CTN QTY 12



CHEFS' OBLONG PLATE No. 5
SPGSOBL11 15.4 x 12.6cm
6" x 5"
CTN QTY 12



OBLONG PLATE
SPGSOP141 34.5 x 18.5cm
13½" x 7¼"
CTN QTY 6



OBLONG PLATE
SPGSOP111 29.5 x 14cm
11¾" x 5½"
CTN QTY 12



DEEP SQUARE PLATE
SPGSDS101 26.8cm 10½"
CTN QTY 6



OVAL COUPE PLATE
SPGSOP7 1 19.2 x 16cm
7¾" x 6¼"
CTN QTY 12



ROUND DISH
SPGSID7 1 18.5 x 16.8cm
7⅞" x 6⅝"
35.8cl 12.6oz
CTN QTY 12



ROUND DISH
SPGSID6 1 16 x 14.5cm
6¼" x 5¾"
24.7cl 8.7oz
CTN QTY 12



HANDLED PADDLE
SPGSPDLH1 28.4cm 11¼"
CTN QTY 6



DEEP SKILLET PAN
SPGSPN2 1 24.5cm 9⅝"
57cl 20oz
CTN QTY 6



DEEP SKILLET PAN
SPGSPN1 1 23cm 9"
37cl 13oz
CTN QTY 6



LIDDED STEW POT
SPGSLPT1 14cm 5½"
43cl 15oz
CTN QTY 6
REPLACEMENT LID
SPGSLD1 1
CTN QTY 6





NOODLE BOWL
SPGSNDBL1 107.5cl 37.8oz
H: 8cm Dia: 18.3cm
CTN QTY 6



SOUP BOWL
SPGSRBL61 47cl 16oz
H: 6.3cm
Dia: 13.2cm
CTN QTY 12



SUGAR BOWL
SPGSSSGR1 22.7cl 8oz
H: 6.2cm
Dia: 9.8cm
CTN QTY 12



ZEST BOWL
SPGSZE121 34cl 12oz
H: 6.5cm
Dia: 12.1cm
CTN QTY 12



CAPPUCCINO CUP
SPGSCB281 34cl 12oz
H: 6.5cm
Dia: 11cm
CTN QTY 12

NEW SHAPE



CAPPUCCINO CUP
SPGSCB111 28cl 10oz
H: 6cm
Dia: 11cm
CTN QTY 12



CAPPUCCINO CUP
SPGSCB201 22.7cl 8oz
H: 5.5cm
Dia: 9.5cm
CTN QTY 12

NEW SHAPE



CAPPUCCINO CUP
SPGSCB061 17cl 6oz
H: 5.5cm
Dia: 9cm
CTN QTY 12



SAUCER
SPGSCSS 1 15.6cm 6 1/4"
CTN QTY 12
(Fits, SPGSCB281, SPGSCB111, SPGSCB201 & SPGSCB061)



ESPRESSO CUP
SPGSCB91 10cl 3.5oz
H: 5.5cm
Dia: 6.5cm
CTN QTY 12



SAUCER
SPGSESS 1 11.8cm 4 1/2"
CTN QTY 12
(Fits SPGSCB91)



MUG
SPGSVM121 34cl 12oz
H: 11cm
Dia: 8cm
CTN QTY 12



BEVERAGE POT
SPGSSB301 85.2cl 30oz
H: 15cm
CTN QTY 4
REPLACEMENT LID
SPGSRL301
CTN QTY 6



BEVERAGE POT
SPGSSB151 42.6cl 15oz
H: 10.5cm
CTN QTY 4
REPLACEMENT LID
SPGSRL151
CTN QTY 6



JUG
SPGSSJ4 1 11.4cl 4oz
H: 7cm
CTN QTY 4



JUG
SPGSSJ2 1 5.6cl 2oz
H: 5cm
CTN QTY 12



RIPPLE CHIP MUG
SPGSRPCM1 28cl 10oz
H: 9.5cm
Dia: 8.3cm
CTN QTY 12



RIPPLE DIP POT
SPGSRPD21 5.7cl 2oz
H: 5cm
Dia: 5.9cm
CTN QTY 12



SAUCE DISH
SPGSSD3 1 9cl 3oz
H: 4cm
Dia: 8cm
CTN QTY 12



SNACK BOWL
SPGSSB141 13cm 5 1/4"
40cl 14oz
CTN QTY 12



SHALLOW BOWL
SPGSSB91 13cm 5 1/4"
26cl 9oz
CTN QTY 12



SHALLOW BOWL
SPGSSB61 11.6cm 4 3/8"
20cl 7oz
CTN QTY 12



CHIP MUG
SPGSSBCM1 10cm 3 7/8"
29cl 11oz
CTN QTY 12



DEEP BOWL
SPGSSBDB1 10.2cm 4"
24cl 8.4oz
CTN QTY 12



DIP POT
SPGSSD41 8.5cm 3 3/8"
11cl 4oz
CTN QTY 12



DIP POT
SPGSSD21 7cm 2 7/8"
6cl 2oz
CTN QTY 12



CHURCHILL® super vitrified

Stonecast®

Rustic charm revived

Cornflower Blue



LARGE COUPE PLATE
SCFSEV121 32.4cm 12 3/4"
CTN QTY 6



COUPE PLATE
SCFSEV111 28.8cm 11 1/4"
CTN QTY 12
SCFSEV101 26cm 10 1/4"
CTN QTY 12




COUPE PLATE
SCFSEVP81 21.7cm 8 5/8"
CTN QTY 12




COUPE PLATE
SCFSEVP61 16.5cm 6 1/2"
CTN QTY 12



LARGE COUPE BOWL
SCFSPLC21 31cm 12"
240cl 84.5oz
CTN QTY 6



COUPE BOWL
SCFSEVB91 24.8cm 9 3/4"
113.6cl 40oz
CTN QTY 12



COUPE BOWL
SCFSEVB71 18.2cm 7 1/4"
42.6cl 15oz
CTN QTY 12



WIDE RIM BOWL
SCFVWBL1 28cm 11"
46.8cl 16.5oz
CTN QTY 12



WIDE RIM BOWL
SCFVWBM1 24cm 9 1/2"
28.4cl 10oz
CTN QTY 12



TRIANGLE PLATE
SCFSTR121 31.1cm 12 1/4"
CTN QTY 6



TRIANGLE PLATE
SCFSTR101 26.5cm 10 1/2"
CTN QTY 12




TRIANGLE PLATE
SCFSTR9 22.9cm 9"
CTN QTY 12



Covered by Churchill 5 Year Edge Chip Warranty



TRIANGLE PLATE
SCFSTR7 1 19.2cm 7½"
CTN QTY 12



TRIANGLE BOWL
SCFSTRB91 23.5cm 9¼"
60cl 21oz
CTN QTY 12



TRIANGLE BOWL
SCFSTRB71 18.5cm 7¼"
37cl 13oz
CTN QTY 12



TRIANGLE BOWL
SCFSTRB61 15.3cm 6"
26cl 9oz
CTN QTY 12



OBLONG PLATE
SCFSOP141 34.5 x 18.5cm
13½" x 7¼"
CTN QTY 6



OBLONG PLATE
SCFSOP111 29.5 x 14cm
11½" x 5½"
CTN QTY 12



DEEP SQUARE PLATE
SCFSDS101 26.8cm 10½"
CTN QTY 6



OVAL COUPE PLATE
SCFSOP7 1 19.2 x 16cm
7½" x 6¼"
CTN QTY 12



SUGAR BOWL
SCFSSGR1 22.7cl 8oz
H: 6.2cm
Dia: 9.8cm
CTN QTY 12



ZEST BOWL
SCFSZE121 34cl 12oz
H: 6.5cm
Dia: 12.1cm
CTN QTY 12



CAPPUCCINO CUP
SCFSCB281 34cl 12oz
H: 6.5cm
Dia: 11cm
CTN QTY 12



CAPPUCCINO CUP
SCFSCB201 22.7cl 8oz
H: 5.5cm
Dia: 9.5cm
CTN QTY 12



SAUCER
SCFSCS 1 15.6cm 6¼"
CTN QTY 12
(Fits SCFSCB281 &
SCFSCB201)



ESPRESSO CUP
SCFSCEB91 10cl 3.5oz
H: 5.5cm
Dia: 6.5cm
CTN QTY 12



SAUCER
SCFSESS 1 11.8cm 4½"
CTN QTY 12
(Fits SCFSCEB91)



MUG
SCFSVM121 34cl 12oz
H: 11cm
Dia: 8cm
CTN QTY 12



BEVERAGE POT
SCFSSB151 42.6cl 15oz
H: 10.5cm
CTN QTY 4



JUG
SCFSSJ4 1 11.4cl 4oz
H: 7cm
CTN QTY 4



SAUCE DISH
SCFSSD3 1 9cl 3oz
H: 4cm
Dia: 8cm
CTN QTY 12

REPLACEMENT LID
SCFSRL151
CTN QTY 6



CHURCHILL® super vitrified

Stonecast®

Rustic charm revived

Spiced Orange



Featured with Sola Lima cutlery



COUPE PLATE
SSOSEV121 32.4cm 12 3/4"
CTN QTY 6



COUPE PLATE
SSOSEV111 28.8cm 11 1/4"
CTN QTY 12
SSOSEV101 26cm 10 1/4"
CTN QTY 12



COUPE PLATE
SSOSEVP81 21.7cm 8 1/2"
CTN QTY 12



COUPE PLATE
SSOSEVP61 16.5cm 6 1/2"
CTN QTY 12



LARGE COUPE BOWL
SSOSPLC21 31cm 12"
240cl 84.5oz
CTN QTY 6



COUPE BOWL
SSOSEVB91 24.8cm 9 3/4"
113.6cl 40oz
CTN QTY 12



COUPE BOWL
SSOSEVB71 18.2cm 7 1/4"
42.6cl 15oz
CTN QTY 12



WIDE RIM BOWL
SSOSVWB1 28cm 11"
46.8cl 16.5oz
CTN QTY 12



WIDE RIM BOWL
SSOSVWB1 24cm 9 1/2"
28.4cl 10oz
CTN QTY 12



TRIANGLE PLATE
SSOSTR121 31.1cm 12 1/4"
CTN QTY 6



TRIANGLE PLATE
SSOSTR101 26.5cm 10 1/2"
CTN QTY 12



TRIANGLE PLATE
SSOSTR9 1 22.9cm 9"
CTN QTY 12





TRIANGLE PLATE
SSOSTR7 1 19.2cm 7½"
CTN QTY 12



TRIANGLE BOWL
SSOSTRB91 23.5cm 9¼"
60cl 21oz
CTN QTY 12



TRIANGLE BOWL
SSOSTRB71 18.5cm 7¼"
37cl 13oz
CTN QTY 12



TRIANGLE BOWL
SSOSTRB61 15.3cm 6"
26cl 9oz
CTN QTY 12



OBLONG PLATE
SSOSOP141 34.5 x 18.5cm
13½" x 7¼"
CTN QTY 6



OBLONG PLATE
SSOSOP111 29.5 x 14cm
11¾" x 5½"
CTN QTY 12



DEEP SQUARE PLATE
SSOSDS101 26.8cm 10½"
CTN QTY 6



OVAL COUPE PLATE
SSOSOP7 1 19.2 x 16cm
7½" x 6¼"
CTN QTY 12



NOODLE BOWL
SSOSNDBL1 107.5cl 37.8oz
H: 8cm Dia: 18.3cm
CTN QTY 6



SOUP BOWL
SSOSRBL61 47cl 16oz
H: 6.3cm
Dia: 13.2cm
CTN QTY 12



SUGAR BOWL
SSOSSGR1 22.7cl 8oz
H: 6.2cm
Dia: 9.8cm
CTN QTY 12



ZEST BOWL
SSOSZE121 34cl 12oz
H: 6.5cm
Dia: 12.1cm
CTN QTY 12



CAPPUCCINO CUP
SSOSCB281 34cl 12oz
H: 6.5cm
Dia: 11cm
CTN QTY 12



CAPPUCCINO CUP
SSOSCB201 22.7cl 8oz
H: 5.5cm
Dia: 9.5cm
CTN QTY 12



SAUCER
SSOSCSS 1 15.6cm 6¼"
CTN QTY 12
(Fits SSOSCB281 & SSOSCB201)



ESPRESSO CUP
SSOSCEB91 10cl 3.5oz
H: 5.5cm
Dia: 6.5cm
CTN QTY 12



SAUCER
SSOSESS 1 11.8cm 4½"
CTN QTY 12
(Fits SSOSCEB91)



MUG
SSOSVM121 34cl 12oz
H: 11cm
Dia: 8cm
CTN QTY 12



BEVERAGE POT
SSOSSB151 42.6cl 15oz
H: 10.5cm
CTN QTY 4
REPLACEMENT LID
SSOSRL151
CTN QTY 6



JUG
SSOSJ4 1 11.4cl 4oz
H: 7cm
CTN QTY 4



RIPPLE CHIP POT
SSOSRPCM1 28cl 10oz
H: 9.5cm
Dia: 8.3cm
CTN QTY 12



RIPPLE DIP POT
SSOSRPD21 5.7cl 2oz
H: 5cm
Dia: 5.9cm
CTN QTY 12



SAUCE DISH
SSOSSD3 1 9cl 3oz
H: 4cm
Dia: 8cm
CTN QTY 12

CHURCHILL® super vitrified

Stonecast®

Rustic charm revived

Mustard Seed Yellow



COUPE PLATE
SMSSEV121 32.4cm 12¾"
CTN QTY 6



COUPE PLATE
SMSSEV111 28.8cm 11¼"
CTN QTY 12
SMSSEV101 26cm 10¼"
CTN QTY 12



COUPE PLATE
SMSSEVP81 21.7cm 8½"
CTN QTY 12
SMSSEVP61 16.5cm 6½"
CTN QTY 12



LARGE COUPE BOWL
SMSPLC21 31cm 12"
240cl 84.5oz
CTN QTY 6



COUPE BOWL
SMSSEVB91 24.8cm 9¾"
113.6cl 40oz
CTN QTY 12



COUPE BOWL
SMSSEVB71 18.2cm 7¼"
42.6cl 15oz
CTN QTY 12



WIDE RIM BOWL
SMSVWBL1 28cm 11"
46.8cl 16.5oz
CTN QTY 12



WIDE RIM BOWL
SMSVWBM1 24cm 9½"
28.4cl 10oz
CTN QTY 12



TRIANGLE PLATE
SMSSTR121 31.1cm 12¼"
CTN QTY 6
SMSSTR101 26.5cm 10½"
CTN QTY 12



TRIANGLE PLATE
SMSSTR9 1 22.9cm 9"
CTN QTY 12
SMSSTR7 1 19.2cm 7½"
CTN QTY 12



TRIANGLE BOWL
SMSSTRB91 23.5cm 9¼"
60cl 21oz
CTN QTY 12
SMSSTRB71 18.5cm 7¼"
37cl 13oz
CTN QTY 12



TRIANGLE BOWL
SMSSTRB61 15.3cm 6"
26cl 9oz
CTN QTY 12



OBLONG PLATE
SMSOP141 34.5 x 18.5cm
13½" x 7¼"
CTN QTY 6



OBLONG PLATE
SMSOP111 29.5 x 14cm
11¾" x 5½"
CTN QTY 12



DEEP SQUARE PLATE
SMSSDS101 26.8cm 10½"
CTN QTY 6



OVAL COUPE PLATE
SMSOP7 1 19.2 x 16cm
7½" x 6¼"
CTN QTY 12



CHURCHILL® super vitrified

Stonecast®

Rustic charm revived

Berry Red



Featured with Sola Lima cutlery



COUPE PLATE
SBRSEV121 32.4cm 12¾"
CTN QTY 6



COUPE PLATE
SBRSEV111 28.8cm 11¼"
CTN QTY 12
SBRSEV101 26cm 10¼"
CTN QTY 12



COUPE PLATE
SBRSEVP81 21.7cm 8½"
CTN QTY 12
SBRSEVP61 16.5cm 6½"
CTN QTY 12



LARGE COUPE BOWL
SBRSPLC21 31cm 12"
240cl 84.5oz
CTN QTY 6



COUPE BOWL
SBRSEVB91 24.8cm 9¾"
113.6cl 40oz
CTN QTY 12
SBRSEVB71 18.2cm 7¼"
42.6cl 15oz
CTN QTY 12



WIDE RIM BOWL
SBRSVWBL1 28cm 11"
46.8cl 16.5oz
CTN QTY 12
SBRSVWBM1 24cm 9½"
28.4cl 10oz
CTN QTY 12



TRIANGLE PLATE
SBRSTR121 31.1cm 12¼"
CTN QTY 6



TRIANGLE PLATE
SBRSTR101 26.5cm 10½"
CTN QTY 12



TRIANGLE PLATE
SBRSTR9 1 22.9cm 9"
CTN QTY 12
SBRSTR7 1 19.2cm 7¾"
CTN QTY 12



TRIANGLE BOWL
SBRSTRB91 23.5cm 9¼"
60cl 21oz
CTN QTY 12



TRIANGLE BOWL
SBRSTRB71 18.5cm 7¼"
37cl 13oz
CTN QTY 12
SBRSTRB61 15.3cm 6"
26cl 9oz
CTN QTY 12



OBLONG PLATE
SBR SOP141 34.5 x 18.5cm
13½" x 7¼"
CTN QTY 6




OBLONG PLATE
SBR SOP111 29.5 x 14cm
11½" x 5½"
CTN QTY 12



SQUARE PLATE
SBRSDS101 26.8cm 10½"
CTN QTY 6



OVAL COUPE PLATE
SBR SOP7 1 19.2 x 16cm
7½" x 6¼"
CTN QTY 12



See Churchill Stonecast cutlery on page 316 - 317



CHURCHILL® super vitrified

Stonecast®

Hints is designed for those who want the rustic Stonecast look but with just a hint of colour, hand decorated with a fine speckled and stippled edge band.

HINTS

A Hint of Colour

Indigo Blue



COUPE PLATE
SHBIEV121 32.4cm 12½"
CTN QTY 6



COUPE PLATE
SHBIEV111 28.8cm 11¼"
CTN QTY 12
SHBIEV101 26cm 10¼"
CTN QTY 12



COUPE PLATE
SHBIEVP81 21.7cm 8½"
CTN QTY 12



COUPE PLATE
SHBIEVP61 16.5cm 6½"
CTN QTY 12



COUPE BOWL
SHBIEVB91 24.8cm 9¾"
113.6cl 40oz
CTN QTY 12



COUPE BOWL
SHBIEVB71 18.2cm 7¼"
42.6cl 15oz
CTN QTY 12



TRIANGLE PLATE
SHBITR121 31.1cm 12¼"
CTN QTY 6



TRIANGLE PLATE
SHBITR101 26.5cm 10½"
CTN QTY 12



TRIANGLE PLATE
SHBITR91 22.9cm 9"
CTN QTY 12



TRIANGLE BOWL
SHBITRB91 23.5cm 9¼"
60cl 21oz
CTN QTY 12



TRIANGLE BOWL
SHBITRB61 15.3cm 6"
26cl 9oz
CTN QTY 12



CHEFS' OBLONG PLATTER No.9
SHBIXP141 34.4 x 23.4cm
13½" x 9¼"
CTN QTY 6



CHEFS' OBLONG PLATE No.4
SHBIXO141 35.5 x 18.9cm
13¾" x 7½"
CTN QTY 6



CHEFS' OBLONG PLATE No.3
SHBIXO111 29.8 x 15.3cm
11¾" x 6"
CTN QTY 12



OVAL PLATE
SHBID121 30.5cm 12"
CTN QTY 12



OVAL PLATE
SHBID101 25.4cm 10"
CTN QTY 12



Stonecast®

HINTS BUFFET

Add a touch of rusticity to food displays with buffetware decorated with the fine speckle and stippled edge band of Stonecast Hints.

A Hint of Colour



Indigo Blue



LARGE COUPE BOWL
SHBIAC141 38.5 x 8.8cm
15 1/4" x 3 1/2"
500cl 175oz
CTN QTY 4



SQUARE BAKING DISH
SHBISBD 1 25 x 25 x 6.2cm
10" x 10" x 2 1/2"
2ltr 70.4oz
CTN QTY 6



RECTANGULAR BAKING DISH
SHBIRLBD1 38 x 25 x 6.2cm
15" x 10" x 2 1/2"
3.5ltr 123.2oz
CTN QTY 4



RECTANGULAR BAKING DISH
SHBIXLBD1 53 x 32.5 x 6.2cm
21" x 13" x 2 1/2"
6ltr 211.8oz
CTN QTY 2
SHBILBD 1 53 x 16 x 6.2cm
21" x 6 1/2" x 2 1/2"
3ltr 105.6oz
CTN QTY 2



SMALL CASSEROLE DISH
SHBIRCD 1 18 x 19.4 x 11.5cm
7" x 6 1/2" x 4 1/2"
2ltr 70.4oz
CTN QTY 4



2/4 FLAT TRAY
SHBISLBD1 53 x 15 x 2.5cm
21" x 6" x 1"
1.4ltr 50oz
CTN QTY 4



RECTANGULAR BUFFET TRAY
SHBIART 1 30 x 14.5cm
11 3/4" x 5 3/4"
CTN QTY 6



SQUARE BUFFET TRAY
SHBIAST 1 30.3 x 30.3cm
11 7/8" x 11 7/8"
CTN QTY 4

Barley White



LARGE COUPE BOWL
SHWHAC141 38.5 x 8.8cm
15 1/4" x 3 1/2"
500cl 175oz
CTN QTY 4



SQUARE BAKING DISH
SHWHSBD 1 25 x 25 x 6.2cm
10" x 10" x 2 1/2"
2ltr 70.4oz
CTN QTY 6



RECTANGULAR BAKING DISH
SHWHLBD1 38 x 25 x 6.2cm
15" x 10" x 2 1/2"
3.5ltr 123.2oz
CTN QTY 4



RECTANGULAR BAKING DISH
SHWHXLBD1 53 x 32.5 x 6.2cm
21" x 13" x 2 1/2"
6ltr 211.8oz
CTN QTY 2
SHWHLBD 1 53 x 16 x 6.2cm
21" x 6 1/2" x 2 1/2"
3ltr 105.6oz
CTN QTY 2



SMALL CASSEROLE DISH
SHWHRC141 18 x 19.4 x 11.5cm
7" x 6 1/2" x 4 1/2"
2ltr 70.4oz
CTN QTY 4



2/4 FLAT TRAY
SHWHSLBD1 53 x 15 x 2.5cm
21" x 6" x 1"
1.4ltr 50oz
CTN QTY 4



RECTANGULAR BUFFET TRAY
SHWHART 1 30 x 14.5cm
11 3/4" x 5 3/4"
CTN QTY 6



SQUARE BUFFET TRAY
SHWHAST 1 30.3 x 30.3cm
11 7/8" x 11 7/8"
CTN QTY 4

CHURCHILL® super vitrified

Stonecast®

The hand decorated Plume design interprets the fluidity of painting mediums. A unique formula creates layers of colour that interact and blend together, forming the characteristic Plume effect.

PLUME

Tonal Depth and Intensity

Olive



COUPE PLATE
PLGREV111 28.8cm 11¼"
 CTN QTY 12
PLGREV101 26cm 10¼"
 CTN QTY 12



COUPE PLATE
PLGREVP81 21.7cm 8½"
 CTN QTY 12
PLGREVP61 16.5cm 6½"
 CTN QTY 12



COUPE BOWL
PLGREVB91 24.8cm 9¾"
 113.6cl 40oz
 CTN QTY 12



TRIANGLE PLATE
PLGRTR9 1 22.9cm 9"
 CTN QTY 12



TRIANGLE BOWL
PLGRTRB91 23.5cm 9¼"
 60cl 21oz
 CTN QTY 12



TRIANGLE BOWL
PLGRTRB61 15.3cm 6"
 26cl 9oz
 CTN QTY 12



CHEFS' OBLONG PLATE No.4
PLGRXO141 35.5 x 18.9cm
 13¾" x 7½"
 CTN QTY 6



CHEFS' OBLONG PLATE No.3
PLGRXO111 29.8 x 15.3cm
 11¾" x 6"
 CTN QTY 12



CAPPUCCINO CUP
PLGRCB281 34cl 12oz
 H: 6.5cm
 Dia: 11cm
 CTN QTY 12



CAPPUCCINO CUP
PLGRCB201 22.7cl 8oz
 H: 5.5cm
 Dia: 9.5cm
 CTN QTY 12



SAUCER
PLGRCSS 1 15.6cm 6¼"
 CTN QTY 12
 (Fits PLGRCB281
 & PLGRCB201)



ESPRESSO CUP
PLGRCEB91 10cl 3.5oz
 H: 5.5cm
 Dia: 6.5cm
 CTN QTY 12



SAUCER
PLGRESS 1 11.8cm 4½"
 CTN QTY 12
 (Fits PLGRCEB91)



MUG
PLGRVM121 34cl 12oz
 H: 11cm
 Dia: 8cm
 CTN QTY 12



SUGAR BOWL
PLGRSSGR1 22.7cl 8oz
 H: 6.2cm
 Dia: 9.8cm
 CTN QTY 12



CHURCHILL® super vitrified

Stonecast®

Tonal Depth and Intensity

NEW COLLECTION

PLUME Ultramarine



COUPE PLATE
PLULEV111 28.8cm 11¼"
CTN QTY 12 ✚
PLULEV101 26cm 10¼"
CTN QTY 12 ✚



COUPE PLATE
PLULEVP81 21.7cm 8⅝"
CTN QTY 12 ✚
PLULEVP61 16.5cm 6½"
CTN QTY 12 ✚



COUPE BOWL
PLULEVB91 24.8cm 9¾"
113.6cl 40oz
CTN QTY 12 ✚



TRIANGLE PLATE
PLULTR9 1 22.9cm 9"
CTN QTY 12



TRIANGLE BOWL
PLULTRB91 23.5cm 9¼"
60cl 21oz
CTN QTY 12



TRIANGLE BOWL
PLULTRB61 15.3cm 6"
26cl 9oz
CTN QTY 12



CHEFS' OBLONG PLATE No.4
PLULXO141 35.5 x 18.9cm
13⅞" x 7⅝"
CTN QTY 6



CHEFS' OBLONG PLATE No.3
PLULXO111 29.8 x 15.3cm
11¾" x 6"
CTN QTY 12



CAPPUCCINO CUP
PLULCB281 34cl 12oz
H: 6.5cm
Dia: 11cm
CTN QTY 12 ✚



CAPPUCCINO CUP
PLULCB201 22.7cl 8oz
H: 5.5cm
Dia: 9.5cm
CTN QTY 12 ✚



SAUCER
PLULCSS 1 15.6cm 6¼"
CTN QTY 12 ✚
(Fits PLULCB281
& PLULCB201)



ESPRESSO CUP
PLULCEB91 10cl 3.5oz
H: 5.5cm
Dia: 6.5cm
CTN QTY 12 ✚



SAUCER
PLULESS 1 11.8cm 4½"
CTN QTY 12 ✚
(Fits PLULCEB91)



MUG
PLULVM121 34cl 12oz
H: 11cm
Dia: 8cm
CTN QTY 12 ✚



SUGAR BOWL
PLULSSGR1 22.7cl 8oz
H: 6.2cm
Dia: 9.8cm
CTN QTY 12 ✚



CHURCHILL® super vitrified

NEW COLOUR


AQUEOUS

Stonecast®

Inspired by the fluidity of water, the Stonecast Aqueous design emulates a liquid pooling effect and is hand finished in colours reminiscent of natural bodies of water.

Premium Colour Combinations

Lagoon




COUPE PLATE
SALGEV111 28.8cm 11¼"
 CTN QTY 12 ✪
SALGEV101 26cm 10¼"
 CTN QTY 12 ✪




COUPE PLATE
SALGEVP81 21.7cm 8½"
 CTN QTY 12 ✪
SALGEVP61 16.5cm 6½"
 CTN QTY 12 ✪




DEEP COUPE PLATE
SALGPD271 28.1cm 11"
 H: 3.7cm
 CTN QTY 12 ✪




DEEP COUPE PLATE
SALGPD251 25.5cm 10"
 H: 3.5cm
 CTN QTY 12 ✪




DEEP COUPE PLATE
SALGPD221 22.5cm 8¾"
 H: 2.7cm
 CTN QTY 12 ✪



TRIANGLE PLATE
SALGTR121 31.1cm 12¼"
 CTN QTY 12




TRIANGLE PLATE
SALGTR101 26.5cm 10½"
 CTN QTY 12



TRIANGLE PLATE
SALGTR91 22.9cm 9"
 CTN QTY 12



TRIANGLE PLATE
SALGTR71 19.2cm 7¾"
 CTN QTY 12



TRIANGLE BOWL
SALGTRB91 23.5cm 9¼"
 60cl 21oz
 CTN QTY 12



TRIANGLE BOWL
SALGTRB71 18.5cm 7¼"
 37cl 13oz
 CTN QTY 12



✪ Covered by Churchill 5 Year Edge Chip Warranty

CHURCHILL® super vitrified

Stonecast®

Premium Colour Combinations

AQUEOUS
Fjord



COUPE PLATE
SAGREV111 28.8cm 11¼"
CTN QTY 12
SAGREV101 26cm 10¼"
CTN QTY 12




COUPE PLATE
SAGREVP81 21.7cm 8½"
CTN QTY 12
SAGREVP61 16.5cm 6½"
CTN QTY 12



DEEP COUPE PLATE
SAGRPD271 28.1cm 11"
H: 3.7cm
CTN QTY 12




DEEP COUPE PLATE
SAGRPD251 25.5cm 10"
H: 3.5cm
CTN QTY 12




DEEP COUPE PLATE
SAGRPD221 22.5cm 8¾"
H: 2.7cm
CTN QTY 12



TRIANGLE PLATE
SAGRTR121 31.1cm 12¼"
CTN QTY 12



TRIANGLE PLATE
SAGRTR101 26.5cm 10½"
CTN QTY 12



TRIANGLE PLATE
SAGRTR9 1 22.9cm 9"
CTN QTY 12



TRIANGLE PLATE
SAGRTR7 1 19.2cm 7½"
CTN QTY 12



TRIANGLE BOWL
SAGRTRB91 23.5cm 9¼"
60cl 21oz
CTN QTY 12




TRIANGLE BOWL
SAGRTRB71 18.5cm 7¼"
37cl 13oz
CTN QTY 12



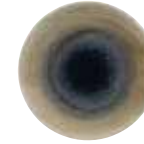
Stonecast®

Premium Colour Combinations

AQUEOUS Bayou




COUPE PLATE
SABTEV111 28.8cm 11¼"
CTN QTY 12 ✪
SABTEV101 26cm 10¼"
CTN QTY 12 ✪



COUPE PLATE
SABTEVP81 21.7cm 8½"
CTN QTY 12 ✪
SABTEVP61 16.5cm 6½"
CTN QTY 12 ✪



DEEP COUPE PLATE
SABTFD271 28.1cm 11"
H: 3.7cm
CTN QTY 12 ✪
SABTFD251 25.5cm 10"
H: 3.5cm
CTN QTY 12 ✪



DEEP COUPE PLATE
SABTFD221 22.5cm 8¾"
H: 2.7cm
CTN QTY 12 ✪

NEW



CHEFS' WALLED PLATE
SABTWP261 26cm 10¼"
H: 2cm
CTN QTY 6

NEW



CHEFS' WALLED PLATE
SABTWP211 21cm 8¼"
H: 2cm
CTN QTY 6



TRIANGLE PLATE
SABTR121 31.1cm 12¼"
CTN QTY 6
SABTR101 26.5cm 10½"
CTN QTY 12




TRIANGLE PLATE
SABTR9 1 22.9cm 9"
CTN QTY 12
SABTR7 1 19.2cm 7¾"
CTN QTY 12



TRIANGLE BOWL
SABTRB91 23.5cm 9¼"
60cl 21oz
CTN QTY 12
SABTRB71 18.5cm 7¼"
37cl 13oz
CTN QTY 12



ORGANIC ROUND PLATE
SABTOG111 28.6cm 11¼"
CTN QTY 12
SABTOG101 26.4cm 10¼"
CTN QTY 12



ORGANIC ROUND PLATE
SABTOG8 1 21cm 8¼"
CTN QTY 12
SABTOG7 1 18.6cm 7¼"
CTN QTY 12



ORGANIC ROUND BOWL
SABTOGB11 25.3cm 9¾"
110cl 38oz
CTN QTY 12



CHURCHILL® super vitrified

Stonecast®

Inspired by Surface Texture

PATINA

Stonecast Patina is inspired by the tones and surface texture created naturally over time. The nature of the manufacturing process means that each piece will be slightly different.

Cobalt Blue



COUPE PLATE
PABLEV111 28.8cm 11¼"
CTN QTY 12



COUPE PLATE
PABLEV101 26cm 10¼"
CTN QTY 12



COUPE PLATE
PABLEVP81 21.7cm 8½"
CTN QTY 12



COUPE PLATE
PABLEVP61 16.5cm 6½"
CTN QTY 12



COUPE BOWL
PABLEVB91 24.8cm 9¾"
113.6cl 40oz
CTN QTY 12



TRIANGLE PLATE
PABLTR9 1 22.9cm 9"
CTN QTY 12



TRIANGLE BOWL
PABLTRB91 23.5cm 9¼"
60cl 21oz
CTN QTY 12



TRIANGLE BOWL
PABLTRB61 15.3cm 6"
26cl 9oz
CTN QTY 12



CHEFS' OBLONG PLATE No.4
PABLXO141 35.5 x 18.9cm
13¾" x 7½"
CTN QTY 6



CHEFS' OBLONG PLATE No.3
PABLXO111 29.8 x 15.3cm
11¾" x 6"
CTN QTY 12



Covered by Churchill 5 Year Edge Chip Warranty

CHURCHILL® super vitrified

Stonecast®

Inspired by Surface Texture


PATINA Rustic Teal



COUPE PLATE
PATREV111 28.8cm 11¼"
CTN QTY 12



COUPE PLATE
PATREV101 26cm 10¼"
CTN QTY 12



COUPE PLATE
PATREVP81 21.7cm 8½"
CTN QTY 12



COUPE PLATE
PATREVP61 16.5cm 6½"
CTN QTY 12



COUPE BOWL
PATREVB91 24.8cm 9¾"
113.4cl 40oz
CTN QTY 12



TRIANGLE PLATE
PATRTR9 1 22.9cm 9"
CTN QTY 12



TRIANGLE BOWL
PATRTRB91 23.5cm 9¼"
60cl 21oz
CTN QTY 12



TRIANGLE BOWL
PATRTRB61 15.3cm 6"
26cl 9oz
CTN QTY 12



CHEFS' OBLONG PLATE No.4
PATRXO141 35.5 x 18.9cm
13¾" x 7¾"
CTN QTY 6



CHEFS' OBLONG PLATE No.3
PATRXO111 29.8 x 15.3cm
11¾" x 6"
CTN QTY 12



Covered by Churchill 5 Year Edge Chip Warranty

CHURCHILL® super vitrified

Stonecast®

Inspired by Surface Texture

PATINA Burnished Green



Featured with Sola Durban cutlery



COUPE PLATE
PABGEV121 32.4cm 12½"
CTN QTY 6



COUPE PLATE
PABGEV111 28.8cm 11¼"
CTN QTY 12
PABGEV101 26cm 10¼"
CTN QTY 12



COUPE PLATE
PABGEVP81 21.7cm 8½"
CTN QTY 12
PABGEVP61 16.5cm 6½"
CTN QTY 12



COUPE BOWL
PABGEVB91 24.8cm 9¾"
113.6cl 40oz
CTN QTY 12
PABGEVB71 18.2cm 7¼"
42.6cl 15oz
CTN QTY 12



ORGANIC ROUND PLATE
PABGOG111 28.6cm 11¼"
CTN QTY 12
PABGOG101 26.4cm 10¾"
CTN QTY 12



ORGANIC ROUND PLATE
PABGOG81 21cm 8¼"
CTN QTY 12
PABGOG71 18.6cm 7¼"
CTN QTY 12



ORGANIC ROUND BOWL
PABGOGB11 25.3cm 9¾"
110cl 38oz
CTN QTY 12



WIDE RIM BOWL
PABGVWBL1 28cm 11"
46.8cl 16.5oz
CTN QTY 12



TRIANGLE PLATE
PABGTR121 31.1cm 12¼"
CTN QTY 6



TRIANGLE PLATE
PABGTR101 26.5cm 10½"
CTN QTY 12



TRIANGLE PLATE
PABGTR91 22.9cm 9"
CTN QTY 12
PABGTR71 19.2cm 7¾"
CTN QTY 12



TRIANGLE BOWL
PABGTRB91 23.5cm 9¼"
60cl 21oz
CTN QTY 12



TRIANGLE BOWL
PABGTRB71 18.5cm 7¼"
37cl 13oz
CTN QTY 12



TRIANGLE BOWL
PABGTRB61 15.3cm 6"
26cl 9oz
CTN QTY 12



CHEFS' OBLONG PLATE No.4
PABGXO141 35.5 x 18.9cm
13¾" x 7¾"
CTN QTY 6
CHEFS' OBLONG PLATE No.3
PABGXO111 29.8 x 15.3cm
11¾" x 6"
CTN QTY 12



CHEFS' OBLONG PLATE No.9
PABGXP141 35.5 x 24.5cm
13¾" x 9¾"
CTN QTY 6
CHEFS' OBLONG PLATE No.8
PABGOBL41 30 x 19.9cm
12" x 7¾"
CTN QTY 6



Covered by Churchill 5 Year Edge Chip Warranty

CHURCHILL® super vitrified

Stonecast®

Inspired by Surface Texture

NEW ADDITIONS

PATINA Antique Taupe



COUPE PLATE
PAATEV121 32.4cm 12¾"
CTN QTY 6
PAATEV111 28.8cm 11¼"
CTN QTY 12



COUPE PLATE
PAATEV101 26cm 10¼"
CTN QTY 12
PAATEVP81 21.7cm 8½"
CTN QTY 12
PAATEVP61 16.5cm 6½"
CTN QTY 12



COUPE BOWL
PAATEVB91 24.8cm 9¾"
113.6cl 40oz
CTN QTY 12
PAATEVB71 18.2cm 7¼"
42.6cl 15oz
CTN QTY 12



ORGANIC ROUND PLATE
PAATOG111 28.6cm 11¼"
CTN QTY 12
PAATOG101 26.4cm 10½"
CTN QTY 12
PAATOG81 21cm 8¼"
CTN QTY 12
PAATOG71 18.6cm 7¼"
CTN QTY 12



ORGANIC ROUND BOWL
PAATOGB11 25.3cm 9¾"
110cl 38oz
CTN QTY 12



WIDE RIM BOWL
PAATVWBL1 28cm 11"
46.8cl 16.5oz
CTN QTY 12



TRIANGLE PLATE
PAATR121 31.1cm 12¼"
CTN QTY 6
PAATR101 26.5cm 10½"
CTN QTY 12
PAATR91 22.9cm 9"
CTN QTY 12
PAATR71 19.2cm 7¾"
CTN QTY 12



TRIANGLE BOWL
PAATRB91 23.5cm 9¼"
60cl 21oz
CTN QTY 12
PAATRB71 18.5cm 7¼"
37cl 13oz
CTN QTY 12
PAATRB61 15.3cm 6"
26cl 9oz
CTN QTY 12



CHEFS' OBLONG PLATE No.9
PAATXP141 34.4 x 23.4cm
13½" x 9¼"
CTN QTY 6



CHEFS' OBLONG PLATE No.4
PAATXO141 35.5 x 18.9cm
13¾" x 7½"
CTN QTY 6



CAPPUCCINO CUP
PAATCB281 34cl 12oz
H: 6.5cm
Dia: 11cm
CTN QTY 12
PAATCB201 22.7cl 8oz
H: 5.5cm
Dia: 9.5cm
CTN QTY 12

NEW



SAUCER
PAATCSS1 15.6cm 6¼"
CTN QTY 12
(Fits PAATCB281 & PAATCB201)

CHEFS' OBLONG PLATE No.8
PAATOB141 30 x 19.9cm
12" x 7¾"
CTN QTY 6

CHEFS' OBLONG PLATE No.3
PAATXO111 29.8 x 15.3cm
11¾" x 6"
CTN QTY 12



ESPRESSO CUP
PAATCEB91 10cl 3.5oz
H: 5.5cm
Dia: 6.5cm
CTN QTY 12



SAUCER
PAATSS1 11.8cm 4½"
CTN QTY 12
(Fits PAATCEB91)



MUG
PAATVM121 34cl 12oz
H: 11cm
Dia: 8cm
CTN QTY 12



SUGAR BOWL
PAATSSGR1 22.7cl 8oz
H: 6.2cm
Dia: 9.8cm
CTN QTY 12



CHURCHILL® super vitrified

Stonecast®

Inspired by Surface Texture

PATINA Iron Black



Featured with Sola Bali cutlery



COUPE PLATE
PAIBEV121 32.4cm 12¾"
CTN QTY 6



COUPE PLATE
PAIBEV111 28.8cm 11¼"
CTN QTY 12
PAIBEV101 26cm 10¼"
CTN QTY 12



COUPE PLATE
PAIBEVP81 21.7cm 8½"
CTN QTY 12
PAIBEVP61 16.5cm 6½"
CTN QTY 12



COUPE BOWL
PAIBEVB91 24.8cm 9¾"
113.6cl 40oz
CTN QTY 12
PAIBEVB71 18.2cm 7¼"
42.6cl 15oz
CTN QTY 12



ORGANIC ROUND PLATE
PAIBOG111 28.6cm 11¼"
CTN QTY 12
PAIBOG101 26.4cm 10¾"
CTN QTY 12



ORGANIC ROUND PLATE
PAIBOG81 21cm 8¼"
CTN QTY 12
PAIBOG71 18.6cm 7¼"
CTN QTY 12



ORGANIC ROUND BOWL
PAIBOGB11 25.3cm 9¾"
110cl 38oz
CTN QTY 12



WIDE RIM BOWL
PAIBVWB11 28cm 11"
42.8cl 16.5oz
CTN QTY 12



TRIANGLE PLATE
PAIBTR121 31.1cm 12¼"
CTN QTY 6



TRIANGLE PLATE
PAIBTR101 26.5cm 10½"
CTN QTY 12



TRIANGLE PLATE
PAIBTR91 22.9cm 9"
CTN QTY 12
PAIBTR71 19.2cm 7½"
CTN QTY 12



TRIANGLE BOWL
PAIBTRB91 23.5cm 9¼"
60cl 21oz
CTN QTY 12



TRIANGLE BOWL
PAIBTRB71 18.5cm 7¼"
37cl 13oz
CTN QTY 12



TRIANGLE BOWL
PAIBTRB61 15.3cm 6"
26cl 9oz
CTN QTY 12



CHEFS' OBLONG PLATE No.4
PAIBXO141 35.5 x 18.9cm
13¾" x 7½"
CTN QTY 6
CHEFS' OBLONG PLATE No.3
PAIBXO111 29.8 x 15.3cm
11¾" x 6"
CTN QTY 12



CHEFS' OBLONG PLATE No.9
PAIBXP141 34.4 x 23.4cm
13½" x 9¼"
CTN QTY 6
CHEFS' OBLONG PLATE No.8
PAIBOBL41 30 x 19.9cm
12" x 7⅞"
CTN QTY 6



Covered by Churchill 5 Year Edge Chip Warranty

CHURCHILL® super vitrified

Stonecast®

Inspired by Surface Texture

PATINA
Vintage Copper



COUPE PLATE
PAVCEV121 32.4cm 12¾"
CTN QTY 6



COUPE PLATE
PAVCEV111 28.8cm 11¼"
CTN QTY 12
PAVCEV101 26cm 10¼"
CTN QTY 12



COUPE PLATE
PAVCEVP81 21.7cm 8½"
CTN QTY 12
PAVCEVP61 16.5cm 6½"
CTN QTY 12



COUPE BOWL
PAVCEVB91 24.8cm 9¾"
113.6cl 40oz
CTN QTY 12
PAVCEVB71 18.2cm 7¼"
42.6cl 15oz
CTN QTY 12



ORGANIC ROUND PLATE
PAVCOG111 28.6cm 11¼"
CTN QTY 12
PAVCOG101 26.4cm 10½"
CTN QTY 12



ORGANIC ROUND PLATE
PAVCOG81 21cm 8¼"
CTN QTY 12
PAVCOG71 18.6cm 7¼"
CTN QTY 12



ORGANIC ROUND BOWL
PAVCOGB11 25.3cm 9¾"
110cl 38oz
CTN QTY 12



WIDE RIM BOWL
PAVCVWBL1 28cm 11"
46.8cl 16.5oz
CTN QTY 12



TRIANGLE PLATE
PAVCTR121 31.1cm 12¼"
CTN QTY 6
PAVCTR101 26.5cm 10½"
CTN QTY 12
PAVCTR91 22.9cm 9"
CTN QTY 12



TRIANGLE PLATE
PAVCTR71 19.2cm 7¾"
CTN QTY 12



TRIANGLE BOWL
PAVCTRB91 23.5cm 9¼"
60cl 21oz
CTN QTY 12



TRIANGLE BOWL
PAVCTRB71 18.5cm 7¼"
37cl 13oz
CTN QTY 12
PAVCTRB61 15.3cm 6"
26cl 9oz
CTN QTY 12



CHEFS' OBLONG PLATE No.4
PAVEXO141 35.5 x 18.9cm
13¾" x 7¾"
CTN QTY 6



CHEFS' OBLONG PLATE No.3
PAVEXO111 29.8 x 15.3cm
11¾" x 6"
CTN QTY 12



CHEFS' OBLONG PLATE No.9
PAVEXP141 34.4 x 23.4cm
13½" x 9¼"
CTN QTY 6



CHEFS' OBLONG PLATE No.8
PAVEXO141 30 x 19.9cm
12" x 7¾"
CTN QTY 6



Covered by Churchill 5 Year Edge Chip Warranty

STONECAST PATINA • CHURCHILL SUPER VITRIFIED 117

STUDIO® PRINTS

unique
EACH PIECE
IS UNIQUE

A contemporary take on traditional studio pottery...

Studio Prints Collections are a contemporary take on traditional studio pottery, celebrating the creative history of ceramics. Made in England, Studio Prints are achieved with Churchill's innovative print process. Homespun is a take on hand thrown pottery, while Raku is an interpretation of a reactive glazing process. The texture of Stone recreates the effect of hand carving ceramics from natural stone. Mineral is inspired by the mottled texture of artisan pottery. Breccia emulates the crackled pattern of historical glazes and Fluid imitates glaze fluidity. The Agano design is ideal for food presentation, the linear and radial pattern draws the eye to the centre of the plate. Striking Kintsugi is a modern interpretation of Japanese ceramic arts while subtle Haze is inspired by the process of spray glazing.

Las colecciones Studio Prints son una versión contemporánea de la cerámica de estudio tradicional, que celebra la historia creativa de la cerámica. Hecho en Inglaterra, Studio Prints se logra con el innovador proceso de impresión de Churchill. Homespun es una cerámica hecha a mano, mientras que Raku es una interpretación de un proceso de esmalte reactivo. La textura de Stone recrea el efecto de tallar cerámica a partir de piedra natural. Mineral está inspirado en la textura de la superficie moteada de la cerámica artesanal, Breccia emula el diseño craquelado de esmaltes históricos y Fluid imita la fluidez del esmalte. El diseño de Agano es ideal para la presentación de alimentos, el decorado lineal atrae la atención hacia el centro del plato. Kintsugi es una interpretación moderna de las artes cerámicas japonesas, mientras que la sutil Haze está inspirada en el proceso de esmalte por pulverización.

Die Studio Prints Kollektionen sind eine zeitgemäße Interpretation der traditionellen Studiotöpferei und zelebrieren die kreative Geschichte der Keramik. Hergestellt in England, werden Studio Prints mit Churchills innovativem Druckverfahren produziert. Homespun ist eine Interpretation der handgedrehten Töpferware, während Raku eine Interpretation des reaktiven Glasurverfahrens ist. Die Textur von Stone stellt den Effekt von handgeschnitzten Keramiken aus Naturstein nach. Mineral ist von der gesprenkelten Textur handwerklicher Töpferwaren inspiriert. Breccia ahmt das Craquelé-Muster historischer Glasuren nach und Fluid imitiert das Fließverhalten von Glasuren. Das Design Agano ist ideal für die Präsentation von Speisen, das lineare und radiale Muster lenkt das Auge auf die Tellermitte. Das eindrucksvolle Kintsugi ist eine moderne Interpretation der japanischen Keramikunst, während das subtile Haze vom Prozess des Sprühglasierens inspiriert ist.

Le collezioni Studio Prints sono una moderna visione del tradizionale laboratorio di vasellame e rappresentano la creativa storia della ceramica. Prodotte in Inghilterra, le linee Studio Prints si ottengono attraverso l'innovativo processo di stampa Churchill. Homespun sembra una ceramica colata a mano, mentre Raku è una rivisitazione del processo di smaltatura reattiva. Il decoro Stone ricrea l'effetto della lavorazione della pietra naturale. Mineral si ispira alla superficie a macchie della ceramica artigianale, Breccia imita la screpolatura degli smalti storici e Fluid copia la fluidità dello smalto. Il decoro Agano è ideale per la presentazione delle pietanze, la fantasia lineare e radiale attira l'occhio al centro del piatto. Il suggestivo Kintsugi è una interpretazione moderna dell'arte ceramica giapponese mentre il delicato Haze prende spunto dal processo di smaltatura nebulizzata.

Les collections Studio Prints sont une version contemporaine de la poterie d'atelier traditionnelle, célébrant l'histoire créative de la céramique. Fabriquées en Angleterre, les assiettes Studio Prints sont réalisées avec le procédé d'impression innovant de Churchill. Le décor Homespun est une interprétation de la poterie jetée à la main, tandis que Raku exploite les émaux réactifs. Ainsi la texture de la pierre recrée l'effet de la céramique sculptée à la main à partir de la pierre naturelle. La gamme Mineral est inspirée de la texture tachetée de la poterie artisanale. Breccia imite le motif craquelé des émaux historiques et Fluid, la fluidité de l'émail. Le motif Agano est idéal pour la présentation des aliments, ce motif linéaire et radial attire l'œil au centre de l'assiette. L'étonnant Kintsugi est une interprétation moderne des arts céramiques japonais tandis que Haze, plus subtile, s'inspire du processus d'émaillage par pulvérisation.

#studioprintraku #studioprinstone #studioprinsthospun #studioprinstmineral
#studioprinstbreccia #studioprinstfluid #studioprinstagano #studioprinstkintsugi
#studioprinsthaze



NEW COLLECTION

CHURCHILL® super vitrified

**STUDIO®
PRINTS**

HAZE

The Haze design features a multi-tonal pattern inspired by the process of spaying glaze onto ceramics. Haze is decorated underglaze in Churchill's semi-matte Vellum finish.

A Balance of Colour

Blue



COUPE PLATE
HZBLEV111 28.8cm 11½"
CTN QTY 12



COUPE PLATE
HZBLEV101 26cm 10¼"
CTN QTY 12



COUPE PLATE
HZBLEVP81 21.7cm 8½"
CTN QTY 12



COUPE PLATE
HZBLEVP61 16.5cm 6½"
CTN QTY 12



COUPE BOWL
HZBLEVB91 24.8cm 9¾"
113.6cl 40oz
CTN QTY 12



COUPE BOWL
HZBLEVB71 18.2cm 7¼"
42.6cl 15oz
CTN QTY 12



CHEFS' OBLONG PLATE No.4
HZBLXO141 35.5 x 18.9cm
13" x 7½"
CTN QTY 6



CHEFS' OBLONG PLATE No.3
HZBLRB111 29.8 x 15.3cm
11¾" x 6"
CTN QTY 12



TRIANGLE PLATE
HZBLTR101 26.5cm 10½"
CTN QTY 12



TRIANGLE PLATE
HZBLTR9 1 22.9cm 9"
CTN QTY 12
HZBLTR7 1 19.2cm 7¾"
CTN QTY 12



TRIANGLE BOWL
HZBLTRB91 23.5cm 9¼"
60cl 21oz
CTN QTY 12



TRIANGLE BOWL
HZBLTRB71 18.5cm 7¼"
37cl 13oz
CTN QTY 12

VELLUM®
SEMI-MATTE GLAZE

Covered by Churchill 5 Year Edge Chip Warranty



- Under glaze print finish meaning long-lasting results.

NEW COLLECTION

CHURCHILL® super vitrified

STUDIO®
PRINTS

KINTSUGI


The Kintsugi design is a modern interpretation of the Japanese art of repairing broken pottery. The intricate cracked design features a subtle, reactive texture that makes each piece unique.

Interpreting Ceramic Arts

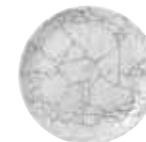
Agate Grey



COUPE PLATE
KTAGEV111 28.8cm 11¼"
CTN QTY 12



COUPE PLATE
KTAGEV101 26cm 10¼"
CTN QTY 12



COUPE PLATE
KTAGEVP81 21.7cm 8½"
CTN QTY 12



COUPE BOWL
KTAGEVB91 24.8cm 9¾"
113.6cl 40oz
CTN QTY 12



COUPE BOWL
KTAGEB71 18.2cm 7¼"
42.6cl 15oz
CTN QTY 12



TRIANGLE PLATE
KTAGTR101 26.5cm 10½"
CTN QTY 12



TRIANGLE PLATE
KTAGTR9 1 22.9cm 9"
CTN QTY 12



TRIANGLE PLATE
KTAGTR7 1 19.2cm 7¾"
CTN QTY 12



TRIANGLE BOWL
KTAGTRB91 23.5cm 9¼"
60cl 21oz
CTN QTY 12



TRIANGLE BOWL
KTAGTRB71 18.5cm 7¼"
37cl 13oz
CTN QTY 12



CHEFS' OBLONG PLATE NO.4
KTAGXO141 35.5 x 18.9cm
13" x 7½"
CTN QTY 6



CHEFS' OBLONG PLATE NO.3
KTAGXO111 29.8 x 15.3cm
11¾ x 6"
CTN QTY 12



Covered by Churchill 5 Year Edge Chip Warranty


- Under glaze print finish meaning long-lasting results.

RAKU

Studio Prints Raku is inspired by the traditional glazing process known as Raku firing, which creates unique and expressive results. Manufactured in the UK, Raku is achieved with Churchill's innovative print process.

Reactive texture through print


Topaz Blue




COUPE PLATE
RKTBEV111 28.8cm 11¼"
 CTN QTY 12 ✪
RKTBEV101 26cm 10¼"
 CTN QTY 12 ✪



COUPE PLATE
RKTBEVP81 21.7cm 8½"
 CTN QTY 12 ✪
RKTBEVP61 16.5cm 6½"
 CTN QTY 12 ✪



COUPE BOWL
RKTBEVB91 24.8cm 9¾"
 113.6cl 40oz
 CTN QTY 12 ✪



COUPE BOWL
RKTBEVB71 18.2cm 7¼"
 42.6cl 15oz
 CTN QTY 12 ✪



CHEFS' WALLED PLATE
RKTBWP261 26cm 10¼"
 H: 2cm
 CTN QTY 6




CHEFS' WALLED PLATE
RKTBWP211 21cm 8¼"
 H: 2cm
 CTN QTY 6




ORGANIC ROUND PLATE
RKTBOG111 28.6cm 11¼"
 CTN QTY 12




ORGANIC ROUND PLATE
RKTBOG101 26.4cm 10½"
 CTN QTY 12



ORGANIC ROUND PLATE
RKTBOG81 21cm 8¼"
 CTN QTY 12




ORGANIC ROUND PLATE
RKTBOG71 18.6cm 7¼"
 CTN QTY 12




ORGANIC ROUND BOWL
RKTBOGB11 25.3cm 9¾"
 110cl 38oz
 CTN QTY 12



TRIANGLE BOWL
RKTBRB91 23.5cm 9¼"
 60cl 21oz
 CTN QTY 12



WIDE RIM BOWL
RKTBVWBL1 28cm 11"
 46.8cl 16.5oz
 CTN QTY 12 ✪



WIDE RIM BOWL
RKTBVWBM1 24cm 9½"
 28.4cl 10oz
 CTN QTY 12 ✪



TRIANGLE SHALLOW BOWL
RKTBTB271 27.2 x 26.7cm
 10½" x 10½"
 78cl 27oz
 CTN QTY 12



TRIANGLE SHALLOW BOWL
RKTBTB231 21 x 21cm
 8¼" x 8¼"
 41cl 14oz
 CTN QTY 12





CHEFS' TRIANGLE PLATE
RKTBTC361 35.6 x 25cm
14" x 9 1/2"
CTN QTY 6



CHEFS' TRIANGLE PLATE
RKTBTC351 35.5 x 18.8cm
13 3/4" x 7 1/2"
CTN QTY 6



CHEFS' TRIANGLE PLATE
RKTBTC301 30.4 x 20.5cm
12" x 8"
CTN QTY 6



CHEFS' TRIANGLE PLATE
RKTBTC261 26.5 x 20.5cm
10 1/2" x 8"
CTN QTY 12



CHEFS' TRIANGLE PLATE
RKTBTC201 20 x 15cm
7 7/8" x 5 7/8"
CTN QTY 12



CHEFS' GEO PLATE
RKTBGE351 35 x 18.5cm
13 3/4" x 7 1/4"
CTN QTY 6



CHEFS' GEO PLATE
RKTBGE301 30 x 15.5cm
11 3/4" x 6 1/8"
CTN QTY 12



CHEFS' OBLONG PLATE No.4
RKTBXO141 35.5 x 18.9cm
13 3/8" x 7 3/8"
CTN QTY 6



CHEFS' OBLONG PLATE No.3
RKTBXO111 29.8 x 15.3cm
11 3/4" x 6"
CTN QTY 12



CHEFS' OBLONG PLATE No.2
RKTBXO101 26.9 x 12.7cm
10 1/2" x 5"
CTN QTY 12



CHEFS' OBLONG PLATE No.1
RKTBXO71 20 x 12.1cm
7 7/8" x 4 3/4"
CTN QTY 12



CHEFS' OBLONG PLATTER No.9
RKTBP141 34.4 x 23.4cm
13 1/2" x 9 1/4"
CTN QTY 6



CHEFS' OBLONG PLATE No.8
RKTBOBL41 30 x 19.9cm
12" x 7 7/8"
CTN QTY 6



CHEFS' OBLONG PLATE No.7
RKTBOBL31 26.1 x 20.2cm
10 1/4" x 8"
CTN QTY 12



CHEFS' OBLONG PLATE No.6
RKTBOBL21 23.7 x 15.7cm
9 1/2" x 6 1/8"
CTN QTY 12



CHEFS' OBLONG PLATE No.5
RKTBOBL11 15.4 x 12.6cm
6" x 5"
CTN QTY 12



SQUARE PLATE
RKTBSF111 25.2cm 10"
CTN QTY 12



SQUARE PLATE
RKTBSF91 21.5cm 8 1/2"
CTN QTY 12



OVAL COUPE PLATE
RKTBOF121 31.7 x 25.5cm
12 1/2" x 10"
CTN QTY 12



OVAL COUPE PLATE
RKTBOF581 27 x 22.9cm
10 3/4" x 9"
CTN QTY 12



CHEFS' OVAL PLATE
RKTBOV351 34.7 x 17.3cm
13 3/4" x 6 3/4"
CTN QTY 6



CHEFS' OVAL PLATE
RKTBOV301 29.9 x 15cm
11 3/4" x 5 7/8"
CTN QTY 12



RECTANGULAR TILE
RKTBRST1 37.6 x 14cm
14 3/4" x 5 1/2"
CTN QTY 4
(Fits Wooden Boards
ZCAWWBDD1, ZCAWWGDD1,
ZCAWLWSB1)



ROUND DISH
RKTBD71 18.5 x 16.8cm
7 1/4" x 6 3/4"
35.8cl 12.6oz
CTN QTY 12
RKTBD61 16 x 14.5cm
6 1/4" x 5 3/4"
24.7cl 8.7oz
CTN QTY 12



RAKU
Quartz Black

Reactive texture through print



COUPE PLATE
RKBQEV111 28.8cm 11½"
CTN QTY 12
RKBQEV101 26cm 10¼"
CTN QTY 12



COUPE PLATE
RKBQEV81 21.7cm 8½"
CTN QTY 12
RKBQEV61 16.5cm 6½"
CTN QTY 12



COUPE BOWL
RKBQEV91 24.8cm 9¾"
113.6cl 40oz
CTN QTY 12



COUPE BOWL
RKBQEV71 18.2cm 7¼"
42.6cl 15oz
CTN QTY 12



CHEFS' WALLED PLATE
RKBQWP261 26cm 10¼"
H: 2cm
CTN QTY 6



CHEFS' WALLED PLATE
RKBQWP211 21cm 8¼"
H: 2cm
CTN QTY 6



ORGANIC ROUND PLATE
RKBQOG111 28.6cm 11½"
CTN QTY 12



ORGANIC ROUND PLATE
RKBQOG101 26.4cm 10½"
CTN QTY 12



ORGANIC ROUND PLATE
RKBQOG81 21cm 8¼"
CTN QTY 12



ORGANIC ROUND PLATE
RKBQOG71 18.6cm 7¼"
CTN QTY 12



ORGANIC ROUND BOWL
RKBQOGB11 25.3cm 9¾"
110cl 38oz
CTN QTY 12



TRIANGLE PLATE
RKBQTR121 31.1cm 12¼"
CTN QTY 6



TRIANGLE PLATE
RKBQTR101 26.5cm 10½"
CTN QTY 12



TRIANGLE PLATE
RKBQTR91 22.9cm 9"
CTN QTY 12




TRIANGLE PLATE
RKBQTR71 19.2cm 7¾"
CTN QTY 12



TRIANGLE BOWL
RKBQTR891 23.5cm 9¼"
60cl 21oz
CTN QTY 12





TRIANGLE BOWL
RKBQTRB71 18.5cm 7¼"
37cl 13oz
CTN QTY 12



WIDE RIM BOWL
RKBQVWBL1 28cm 11"
46.8cl 16.5oz
CTN QTY 12



WIDE RIM BOWL
RKBQVWBM1 24cm 9½"
28.4cl 10oz
CTN QTY 12



TRIANGLE SHALLOW BOWL
RKBQTB271 27.2 x 26.7cm
10¾" x 10½"
78cl 27oz
CTN QTY 12
RKBQTB231 21 x 21cm
8¼" x 8¼"
41cl 14oz
CTN QTY 12



CHEFS' TRIANGLE PLATE
RKBQTC361 35.6 x 25cm
14" x 9¾"
CTN QTY 6



CHEFS' TRIANGLE PLATE
RKBQTC351 35.5 x 18.8cm
13¾" x 7¾"
CTN QTY 6



CHEFS' TRIANGLE PLATE
RKBQTC301 30.4 x 20.5cm
12" x 8"
CTN QTY 6



CHEFS' TRIANGLE PLATE
RKBQTC261 26.5 x 20.5cm
10¾" x 8"
CTN QTY 12



CHEFS' TRIANGLE PLATE
RKBQTC201 20 x 15cm
7¾" x 5¾"
CTN QTY 12



CHEFS' GEO PLATE
RKBQGE351 35 x 18.5cm
13¾" x 7¼"
CTN QTY 6



CHEFS' GEO PLATE
RKBQGE301 30 x 15.5cm
11¾" x 6¼"
CTN QTY 12



CHEFS' OBLONG PLATE No.4
RKBQXO141 35.5 x 18.9cm
13¾" x 7¾"
CTN QTY 6
CHEFS' OBLONG PLATE No.3
RKBQXO111 29.8 x 15.3cm
11¾" x 6"
CTN QTY 12



CHEFS' OBLONG PLATE No.2
RKBQXO101 26.9 x 12.7cm
10½" x 5"
CTN QTY 12
CHEFS' OBLONG PLATE No. 1
RKBQXO7 1 20 x 12.1cm
7¾" x 4¾"
CTN QTY 12



OBLONG PLATTER No.9
RKBQXP141 34.4 x 23.4cm
13½" x 9¼"
CTN QTY 6



CHEFS' OBLONG PLATE No.8
RKBQOBL41 30 x 19.9cm
12" x 7¾"
CTN QTY 6



CHEFS' OBLONG PLATE No.7
RKBQOBL31 26.1 x 20.2cm
10¼" x 8"
CTN QTY 12



CHEFS' OBLONG PLATE No.6
RKBQOBL21 23.7 x 15.7cm
9¼" x 6¼"
CTN QTY 12



CHEFS' OBLONG PLATE No.5
RKBQOBL11 15.4 x 12.6cm
6" x 5"
CTN QTY 12



SQUARE PLATE
RKBQSP111 25.2cm 10"
CTN QTY 12
RKBQSP9 1 21.5cm 8½"
CTN QTY 12



OVAL COUPE PLATE
RKBQOP121 31.7 x 25.5cm
12½" x 10"
CTN QTY 12
RKBQOP581 27 x 22.9cm
10¾" x 9"
CTN QTY 12



CHEFS' OVAL PLATE
RKBQOV351 34.7 x 17.3cm
13¾" x 6¾"
CTN QTY 6
RKBQOV301 29.9 x 15cm
11¾" x 5¾"
CTN QTY 12



RECTANGULAR TILE
RKBQRST 1 37.6 x 14cm
14¾" x 5½"
CTN QTY 4
(Fits Wooden Boards
ZCAWWBDD1, ZCAWWGDD1,
ZCAWLWSB1)



ROUND DISH
RKBQID7 1 18.5 x 16.8cm
7¼" x 6¾"
35.8cl 12.6oz
CTN QTY 12



ROUND DISH
RKBQID6 1 16 x 14.5cm
6¼" x 5¾"
24.7cl 8.7oz
CTN QTY 12



CHURCHILL® super vitrified

STUDIO®
PRINTS

Reactive texture through print

RAKU

Jasper Grey



COUPE PLATE
RKGJEV111 28.8cm 11¼"
CTN QTY 12



COUPE PLATE
RKGJEV101 26cm 10¼"
CTN QTY 12



COUPE PLATE
RKGJEVP81 21.7cm 8½"
CTN QTY 12



COUPE PLATE
RKGJEVP61 16.5cm 6½"
CTN QTY 12



COUPE BOWL
RKGJEVB91 24.8cm 9¾"
113.6cl 40oz
CTN QTY 12



COUPE BOWL
RKGJEVB71 18.2cm 7¼"
42.6cl 15oz
CTN QTY 12



CHEFS' OBLONG PLATE No.3
RKGJXO111 29.8 x 15.3cm
11¼" x 6"
CTN QTY 12



CHEFS' OBLONG PLATE No.7
RKGJOB131 26.1 x 20.2cm
10¼" x 8"
CTN QTY 12



CHEFS' OBLONG PLATE No.6
RKGJOB121 23.7 x 15.7cm
9¼" x 6¼"
CTN QTY 12



Covered by Churchill 5 Year Edge Chip Warranty

- Under glaze print finish meaning long-lasting results.

STUDIO PRINTS RAKU • CHURCHILL SUPER VITRIFIED 133

Reactive texture through print

RAKU
Agate Grey



COUPE PLATE
RKAGEV111 28.8cm 11¼"
CTN QTY 12



COUPE PLATE
RKAGEV101 26cm 10¼"
CTN QTY 12



COUPE PLATE
RKAGEVP81 21.7cm 8½"
CTN QTY 12



COUPE PLATE
RKAGEVP61 16.5cm 6½"
CTN QTY 12



COUPE BOWL
RKAGEVB91 24.8cm 9¾"
113.6cl 40oz
CTN QTY 12



COUPE BOWL
RKAGEVB71 18.2cm 7¼"
42.6cl 15oz
CTN QTY 12



DEEP COUPE PLATE
RKAGPD271 28.1cm 11"
H: 3.7cm
CTN QTY 12



DEEP COUPE PLATE
RKAGPD251 25.5cm 10"
H: 3.5cm
CTN QTY 12



DEEP COUPE PLATE
RKAGPD221 22.5cm 8¾"
H: 2.7cm
CTN QTY 12



CHEFS' OBLONG PLATE No.4
RKAGX0141 35.5 x 18.9cm
13¾" x 7½"
CTN QTY 6



CHEFS' OBLONG PLATE No.3
RKAGX0111 29.8 x 15.3cm
11¾" x 6"
CTN QTY 12



CHEFS' OBLONG PLATE No.8
RKAG0BL41 30 x 19.9cm
12" x 7¾"
CTN QTY 6



CHEFS' OBLONG PLATE No.7
RKAG0BL31 26.1 x 20.2cm
10¼" x 8"
CTN QTY 12



CHEFS' OBLONG PLATE No.6
RKAG0BL21 23.7 x 15.7cm
9½" x 6¼"
CTN QTY 12



OVAL PLATE
RKAGOP121 31.7 x 25.5cm
12½" x 10"
CTN QTY 12



OVAL PLATE
RKAGOP581 27 x 22.9cm
10¾" x 9"
CTN QTY 12

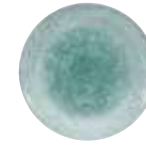


Reactive texture through print

RAKU
Jade Green




COUPE PLATE
RKJGEV111 28.8cm 11¼"
CTN QTY 12 +
RKJGEV101 26cm 10¼"
CTN QTY 12 +



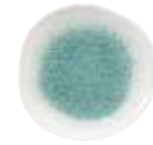
COUPE PLATE
RKJGEVP81 21.7cm 8½"
CTN QTY 12 +
RKJGEVP61 16.5cm 6½"
CTN QTY 12 +



COUPE BOWL
RKJGEVB91 24.8cm 9¾"
113.6cl 40oz
CTN QTY 12 +
RKJGEVB71 18.2cm 7¼"
42.6cl 15oz
CTN QTY 12 +



ORGANIC ROUND PLATE
RKJGOG111 28.6cm 11¼"
CTN QTY 12
RKJGOG101 26.4cm 10½"
CTN QTY 12



ORGANIC ROUND PLATE
RKJGOG8 1 21cm 8¼"
CTN QTY 12
RKJGOG7 1 18.6cm 7¼"
CTN QTY 12



ORGANIC ROUND BOWL
RKJGOGB11 25.3cm 9¾"
110cl 38oz
CTN QTY 12




TRIANGLE PLATE
RKJGTR121 31.1cm 12¼"
CTN QTY 6



TRIANGLE PLATE
RKJGTR101 26.5cm 10½"
CTN QTY 12



TRIANGLE PLATE
RKJGTR9 1 22.9cm 9"
CTN QTY 12
RKJGTR7 1 19.2cm 7½"
CTN QTY 12



TRIANGLE BOWL
RKJGTRB91 23.5cm 9¼"
60cl 21oz
CTN QTY 12



TRIANGLE BOWL
RKJGTRB71 18.5cm 7¼"
37cl 13oz
CTN QTY 12



CHEFS' OBLONG PLATE No.4
RKJGXO141 35.5 x 18.9cm
13¾" x 7½"
CTN QTY 6
RKJGXO111 29.8 x 15.3cm
11¾" x 6"
CTN QTY 12



CHEFS' OBLONG PLATE No.8
RKJGOBL41 30 x 19.9cm
12" x 7¾"
CTN QTY 6



CHEFS' OBLONG PLATE No.7
RKJGOBL31 26.1 x 20.2cm
10¼" x 8"
CTN QTY 12



CHEFS' OBLONG PLATE No.6
RKJGOBL21 23.7 x 15.7cm
9¾" x 6¼"
CTN QTY 12



OVAL PLATE
RKJGOP121 31.7 x 25.5cm
12½" x 10"
CTN QTY 12 +
RKJGOP581 27 x 22.9cm
10¾" x 9"
CTN QTY 12 +



CHURCHILL® super vitrified

STUDIO®
PRINTS

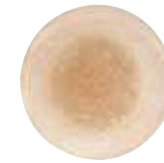
Reactive texture through print

RAKU

Garnet Orange



COUPE PLATE
RKG0EV111 28.8cm 11¼"
CTN QTY 12



COUPE PLATE
RKG0EV101 26cm 10¼"
CTN QTY 12



COUPE PLATE
RKG0EV81 21.7cm 8½"
CTN QTY 12



COUPE PLATE
RKG0EV61 16.5cm 6½"
CTN QTY 12



COUPE BOWL
RKG0EV891 24.8cm 9¾"
113.6cl 40oz
CTN QTY 12



COUPE BOWL
RKG0EV871 18.2cm 7¼"
42.6cl 15oz
CTN QTY 12



CHEFS' OBLONG PLATE No.4
RKG0X0141 35.5 x 18.9cm
13¾" x 7½"
CTN QTY 6



CHEFS' OBLONG PLATE No.3
RKG0X0111 29.8 x 15.3cm
11¾" x 6"
CTN QTY 12



OVAL COUPE PLATE
RKG0OP121 31.7 x 25.5cm
12½" x 10"
CTN QTY 12



OVAL COUPE PLATE
RKG0OP581 27 x 22.9cm
10¾" x 9"
CTN QTY 12



See Churchill Raku cutlery
on page 320 - 321



Covered by Churchill 5 Year Edge Chip Warranty

- Under glaze print finish meaning long-lasting results.

CHURCHILL® super vitrified

STUDIO®
PRINTS

Studio Prints Stone is inspired by the traditional process of hand carving ceramics from natural stone. Emulating tones and textures of nature, Stone is achieved with Churchill's innovative print process and each piece is unique.

STONE

Natural Tones and Texture

Aquamarine



COUPE PLATE
STAMEV111 28.8cm 11¼"
CTN QTY 12



COUPE PLATE
STAMEV101 26cm 10¼"
CTN QTY 12




COUPE PLATE
STAMEVP81 21.7cm 8½"
CTN QTY 12



COUPE PLATE
STAMEVP61 16.5cm 6½"
CTN QTY 12



COUPE BOWL
STAMEVB91 24.8cm 9¾"
113.6cl 40oz
CTN QTY 12



COUPE BOWL
STAMEVB71 18.2cm 7¼"
42.6cl 15oz
CTN QTY 12



CHEFS' OBLONG PLATE No.4
STAMXO141 35.5 x 18.9cm
13¾" x 7½"
CTN QTY 6



CHEFS' OBLONG PLATE No.3
STAMXO111 29.8 x 15.3cm
11¾" x 6"
CTN QTY 12



OVAL COUPE PLATE
STAMOP121 31.7 x 25.5cm
12½" x 10"
CTN QTY 12



OVAL COUPE PLATE
STAMOP581 27 x 22.9cm
10¾" x 9"
CTN QTY 12



CHEFS' OVAL PLATE
STAMOV351 34.7 x 17.3cm
13¾" x 6¾"
CTN QTY 6



CHEFS' OVAL PLATE
STAMOV301 29.9 x 15cm
11¾" x 5¾"
CTN QTY 12



Covered by Churchill 5 Year Edge Chip Warranty

- Under glaze print finish meaning long-lasting results.

CHURCHILL® super vitrified

STUDIO®
PRINTS

Natural Tones and Texture

STONE
Pearl Grey



COUPE PLATE
STGPEV111 28.8cm 11¼"
CTN QTY 12



COUPE PLATE
STGPEV101 26cm 10¼"
CTN QTY 12



COUPE PLATE
STGPEVP81 21.7cm 8½"
CTN QTY 12



COUPE PLATE
STGPEVP61 16.5cm 6½"
CTN QTY 12



COUPE BOWL
STGPEVB91 24.8cm 9¾"
113.6cl 40oz
CTN QTY 12



COUPE BOWL
STGPEVB71 18.2cm 7¼"
42.6cl 15oz
CTN QTY 12



CHEFS' OBLONG PLATE No.4
STGPXO141 35.5 x 18.9cm
13¾" x 7½"
CTN QTY 6



CHEFS' OBLONG PLATE No.3
STGPXO111 29.8 x 15.3cm
11¾" x 6"
CTN QTY 12



Covered by Churchill 5 Year Edge Chip Warranty

- Under glaze print finish meaning long-lasting results.

NEW ADDITIONS

STONE
Agate Grey

Natural Tones and Texture



Featured with Sola Durban cutlery



COUPE PLATE
STAGEV111 28.8cm 11¼"
CTN QTY 12



COUPE PLATE
STAGEV101 26cm 10¼"
CTN QTY 12



COUPE PLATE
STAGEV81 21.7cm 8½"
CTN QTY 12



COUPE PLATE
STAGEV61 16.5cm 6½"
CTN QTY 12



COUPE BOWL
STAGEV891 24.8cm 9¾"
113.6cl 40oz
CTN QTY 12



COUPE BOWL
STAGEV871 18.2cm 7¼"
42.6cl 15oz
CTN QTY 12



TRIANGLE PLATE
STAGTR101 26.5cm 10½"
CTN QTY 12



TRIANGLE PLATE
STAGTR9 1 22.9cm 9"
CTN QTY 12



TRIANGLE PLATE
STAGTR7 1 19.2cm 7¾"
CTN QTY 12



TRIANGLE BOWL
STAGTR891 23.5cm 9¼"
60cl 21oz
CTN QTY 12



TRIANGLE BOWL
STAGTR871 18.5cm 7¼"
37cl 13oz
CTN QTY 12



CHEFS' OBLONG PLATE No.4
STAGXO141 35.5 x 18.9cm
13¾" x 7½"
CTN QTY 6
CHEFS' OBLONG PLATE No.3
STAGXO111 29.8 x 15.3cm
11¾" x 6"
CTN QTY 12



OVAL COUPE PLATE
STAGOP121 31.7 x 25.5cm
12½" x 10"
CTN QTY 12



OVAL COUPE PLATE
STAGOP581 27 x 22.9cm
10½" x 9"
CTN QTY 12



CHEFS' OVAL PLATE
STAGOV351 34.7 x 17.3cm
13¾" x 6¾"
CTN QTY 6



CHEFS' OVAL PLATE
STAGOV301 29.9 x 15cm
11¾" x 5¾"
CTN QTY 12



Natural Tones and Texture

NEW ADDITIONS

STONE
Quartz Black



COUPE PLATE
STQBVEV111 28.8cm 11¼"
CTN QTY 12



COUPE PLATE
STQBVEV101 26cm 10¼"
CTN QTY 12



COUPE PLATE
STQBVEP81 21.7cm 8½"
CTN QTY 12



COUPE PLATE
STQBVEP61 16.5cm 6½"
CTN QTY 12



COUPE BOWL
STQBVB91 24.8cm 9¾"
113.6cl 40oz
CTN QTY 12



COUPE BOWL
STQBVB71 18.2cm 7¼"
42.6cl 15oz
CTN QTY 12



TRIANGLE PLATE
STQBTR101 26.5cm 10½"
CTN QTY 12



TRIANGLE PLATE
STQBTR91 22.9cm 9"
CTN QTY 12



TRIANGLE PLATE
STQBTR71 19.2cm 7¾"
CTN QTY 12



TRIANGLE BOWL
STQBTRB91 23.5cm 9¼"
60cl 21oz
CTN QTY 12



TRIANGLE BOWL
STQBTRB71 18.5cm 7¼"
37cl 13oz
CTN QTY 12



CHEFS' OBLONG PLATE No.4
STQBXO141 35.5 x 18.9cm
13¾" x 7¾"
CTN QTY 6

CHEFS' OBLONG PLATE No.3
STQBXO111 29.8 x 15.3cm
11¾" x 6"
CTN QTY 12



OVAL COUPE PLATE
STQBOP121 31.7 x 25.5cm
12½" x 10"
CTN QTY 12



OVAL COUPE PLATE
STQBOP581 27 x 22.9cm
10½" x 9"
CTN QTY 12



CHEFS' OVAL PLATE
STQBVOV351 34.7 x 17.3cm
13¾" x 6¾"
CTN QTY 6



CHEFS' OVAL PLATE
STQBVOV301 29.9 x 15cm
11¾" x 5¾"
CTN QTY 12



CHURCHILL® super vitrified

STUDIO®
PRINTS

Natural Tones and Texture

STONE
Zircon Brown



COUPE PLATE
STZBEV111 28.8cm 11¼"
CTN QTY 12



COUPE PLATE
STZBEV101 26cm 10¼"
CTN QTY 12



COUPE PLATE
STZBEVP81 21.7cm 8½"
CTN QTY 12



COUPE PLATE
STZBEVP61 16.5cm 6½"
CTN QTY 12



COUPE BOWL
STZBEVB91 24.8cm 9¾"
113.6cl 40oz
CTN QTY 12



COUPE BOWL
STZBEVB71 18.2cm 7¼"
42.6cl 15oz
CTN QTY 12



CHEFS' OBLONG PLATE No.4
STZBXO141 35.5 x 18.9cm
13" x 7½"
CTN QTY 6



CHEFS' OBLONG PLATE No.3
STZBXO111 29.8 x 15.3cm
11¾" x 6"
CTN QTY 12



OVAL COUPE PLATE
STZBOP121 31.7 x 25.5cm
12½" x 10"
CTN QTY 12



OVAL COUPE PLATE
STZBOP581 27 x 22.9cm
10½" x 9"
CTN QTY 12



CHEFS' OVAL PLATE
STZBOV351 34.7 x 17.3cm
13½" x 6¾"
CTN QTY 6



CHEFS' OVAL PLATE
STZBOV301 29.9 x 15cm
11¾" x 5¾"
CTN QTY 12



Covered by Churchill 5 Year Edge Chip Warranty

- Under glaze print finish meaning long-lasting results.

CHURCHILL® super vitrified


STUDIO®
PRINTS

MINERAL


Studio Prints Mineral is inspired by the mottled surface texture created by traditional artisan glazes. Achieved with Churchill's innovative print process, every piece is unique.

Artisan Texture

Blue



COUPE PLATE
MNBLEV111 28.8cm 11¼"
CTN QTY 12
MNBLEV101 26cm 10¼"
CTN QTY 12



COUPE PLATE
MNBLEVP81 21.7cm 8½"
CTN QTY 12
MNBLEVP61 16.5cm 6½"
CTN QTY 12



COUPE BOWL
MNBLEVB91 24.8cm 9¾"
113.6cl 40oz
CTN QTY 12



COUPE BOWL
MNBLEVB71 18.2cm 7¼"
42.6cl 15oz
CTN QTY 12



CHEFS' OBLONG PLATE No.4
MNBLO141 35.5 x 18.9cm
13¼" x 7½"
CTN QTY 6




CHEFS' OBLONG PLATE No.3
MNBLO111 29.8 x 15.3cm
11½" x 6"
CTN QTY 12



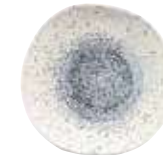
CHEFS' OVAL PLATE
MNBLOV351 34.7 x 17.3cm
13½" x 6¾"
CTN QTY 6



CHEFS' OVAL PLATE
MNBLOV301 29.9 x 15cm
11½" x 5¾"
CTN QTY 12



ORGANIC ROUND PLATE
MNBLOG111 28.6cm 11¼"
CTN QTY 12



ORGANIC ROUND PLATE
MNBLOG101 26.4cm 10½"
CTN QTY 12



ORGANIC ROUND PLATE
MNBLOG81 21cm 8¼"
CTN QTY 12
MNBLOG71 18.6cm 7¼"
CTN QTY 12




ORGANIC ROUND BOWL
MNBLOB11 25.3cm 9¾"
110cl 38oz
CTN QTY 12




Covered by Churchill 5 Year Edge Chip Warranty

- Under glaze print finish meaning long-lasting results.

MINERAL
Green



COUPE PLATE
MNGREV111 28.8cm 11¼"
CTN QTY 12 ✚
MNGREV101 26cm 10¼"
CTN QTY 12 ✚



COUPE PLATE
MNGREVP81 21.7cm 8½"
CTN QTY 12 ✚
MNGREVP61 16.5cm 6½"
CTN QTY 12 ✚



COUPE BOWL
MNGREVB91 24.8cm 9¾"
113.6cl 40oz
CTN QTY 12 ✚



COUPE BOWL
MNGREVB71 18.2cm 7¼"
42.6cl 15oz
CTN QTY 12 ✚



CHEFS' OBLONG PLATE No.4
MNGRXO141 35.5 x 18.9cm
13¾" x 7¾"
CTN QTY 6



CHEFS' OBLONG PLATE No.3
MNGRXO111 29.8 x 15.3cm
11¾" x 6"
CTN QTY 12



CHEFS' OVAL PLATE
MNGROV351 34.7 x 17.3cm
13¾" x 6¾"
CTN QTY 6



CHEFS' OVAL PLATE
MNGROV301 29.9 x 15cm
11¾" x 5¾"
CTN QTY 12



ORGANIC ROUND PLATE
MNGROG111 28.6cm 11¼"
CTN QTY 12



ORGANIC ROUND PLATE
MNGROG101 26.4cm 10½"
CTN QTY 12



ORGANIC ROUND PLATE
MNGROG81 21cm 8¼"
CTN QTY 12
MNGROG71 18.6cm 7¼"
CTN QTY 12



ORGANIC ROUND BOWL
MNGROGB11 25.3cm 9¾"
110cl 38oz
CTN QTY 12



CHURCHILL[®] super vitrified

STUDIO[®]
PRINTS

HOMESPUN

Homespun is a contemporary take on studio ceramics, featuring a concentric pattern that emulates hand thrown pottery. Printed underglaze with a hand applied edge band, each piece of Homespun unique.

Homespun Style

Slate Blue



Featured with Sola Bali cutlery



COUPE PLATE
SPSBV111 28.8cm 11¼"
CTN QTY 12



COUPE PLATE
SPSBV101 26cm 10¼"
CTN QTY 12



COUPE PLATE
SPSBVP81 21.7cm 8½"
CTN QTY 12



COUPE PLATE
SPSBVP61 16.5cm 6½"
CTN QTY 12



COUPE BOWL
SPSBVB91 24.8cm 9¾"
113.6cl 40oz
CTN QTY 12



COUPE BOWL
SPSBVB71 18.2cm 7¼"
42.6cl 15oz
CTN QTY 12



OVAL PLATE
SPSBOP121 31.7 x 25.5cm
12½" x 10"
CTN QTY 12



OVAL PLATE
SPSBOP581 27 x 22.9cm
10¾" x 9"
CTN QTY 12



CHEFS' OBLONG PLATE No.3
SPSBXO111 29.8 x 15.3cm
11¾" x 6"
CTN QTY 12



Covered by Churchill 5 Year Edge Chip Warranty

- Under glaze print finish meaning long-lasting results.

STUDIO PRINTS HOMESPUN • CHURCHILL SUPER VITRIFIED 155

CHURCHILL® super vitrified

STUDIO®
PRINTS

Homespun Style

HOMESPUN

Stone Grey



COUPE PLATE
SPSGEV111 28.8cm 11¼"
CTN QTY 12
SPSGEV101 26cm 10¼"
CTN QTY 12



COUPE PLATE
SPSGEV81 21.7cm 8½"
CTN QTY 12
SPSGEV61 16.5cm 6½"
CTN QTY 12



COUPE BOWL
SPSGVB91 24.8cm 9¾"
113.6cl 40oz
CTN QTY 12
SPSGVB71 18.2cm 7¼"
42.6cl 15oz
CTN QTY 12



WIDE RIM BOWL
SPSGVWBL1 28cm 11"
46.8cl 16.5oz
CTN QTY 12
SPSGVWBM1 24cm 9½"
28.4cl 10oz
CTN QTY 12



OVAL COUPE PLATE
SPSGOP121 31.7 x 25.5cm
12½" x 10"
CTN QTY 12
SPSGOP581 27 x 22.9cm
10¾" x 9"
CTN QTY 12



CHEFS' OBLONG PLATE No.4
SPSGXO141 35.5 x 18.9cm
13¾" x 7½"
CTN QTY 6
CHEFS' OBLONG PLATE No.3
SPSGXO111 29.8 x 15.3cm
11¾" x 6"
CTN QTY 12



SQUARE PLATE
SPSGSP111 25.2cm 10"
CTN QTY 12
SPSGSP91 21.5cm 8½"
CTN QTY 12



CAPPUCCINO CUP
SPSGCB201 22.7cl 8oz
H: 5.5cm
Dia: 9.5cm
CTN QTY 12



SAUCER
SPSGCS1 15.6cm 6¼"
CTN QTY 12
(Fits SPSGCB201)



ESPRESSO CUP
SPSGCEB91 10cl 3.5oz
H: 5.5cm
Dia: 6.5cm
CTN QTY 12



SAUCER
SPSGCS1 11.8cm 4½"
CTN QTY 12
(Fits SPSGCEB91)



BEVERAGE POT
SPSGSB151 42.6cl 15oz
H: 10.5cm
CTN QTY 4
REPLACEMENT LID
SWHSRL151
CTN QTY 6



JUG
SPSGSJ41 11.4cl 4oz
H: 7cm
CTN QTY 4



SUGAR BOWL
SPSGSGR1 22.7cl 8oz
H: 6.2cm
Dia: 9.8cm
CTN QTY 12



Covered by Churchill 5 Year Edge Chip Warranty

- Under glaze print finish meaning long-lasting results.

HOMESPUN
Charcoal Black



COUPE PLATE
SPCBEV111 28.8cm 11¼"
CTN QTY 12 +
SPCBEV101 26cm 10¼"
CTN QTY 12 +



COUPE PLATE
SPCBEVP81 21.7cm 8½"
CTN QTY 12 +
SPCBEVP61 16.5cm 6½"
CTN QTY 12 +



COUPE BOWL
SPCBEVB91 24.8cm 9¾"
113.6cl 40oz
CTN QTY 12 +
SPCBEVB71 18.2cm 7¼"
42.6cl 15oz
CTN QTY 12 +



WIDE RIM BOWL
SPCBVWB1 28cm 11"
46.8cl 16.5oz
CTN QTY 12 +
SPCBVWB1 24cm 9½"
28.4cl 10oz
CTN QTY 12 +



OVAL COUPE PLATE
SPCBOP121 31.7 x 25.5cm
12½" x 10"
CTN QTY 12 +
SPCBOP581 27 x 22.9cm
10¾" x 9"
CTN QTY 12 +



CHEFS' OBLONG PLATE No.4
SPCBXO141 35.5 x 18.9cm
13¾" x 7½"
CTN QTY 6
SPCBXO111 29.8 x 15.3cm
11¾" x 6"
CTN QTY 12



SQUARE PLATE
SPCBSP111 25.2cm 10"
CTN QTY 12
SPCBSP91 21.5cm 8½"
CTN QTY 12



CAPPUCCINO CUP
SPCBCB201 22.7cl 8oz
H: 5.5cm
Dia: 9.5cm
CTN QTY 12 +



SAUCER
SPCBCSS1 15.6cm 6¼"
CTN QTY 12 +
(Fits SPCBCB201)



ESPRESSO CUP
SPCBCEB91 10cl 3.5oz
H: 5.5cm
Dia: 6.5cm
CTN QTY 12 +



SAUCER
SPCBCSS1 11.8cm 4½"
CTN QTY 12 +
(Fits SPCBCEB91)



BEVERAGE POT
SPCBCS151 42.6cl 15oz
H: 10.5cm
CTN QTY 4
REPLACEMENT LID
SPGSR151
CTN QTY 6



JUG
SPCBSJ41 11.4cl 4oz
H: 7cm
CTN QTY 4



SUGAR BOWL
SPCBSGR1 22.7cl 8oz
H: 6.2cm
Dia: 9.8cm
CTN QTY 12 +



CHURCHILL® super vitrified

STUDIO®
PRINTS

AGANO

The Studio Prints Agano design is a contemporary take on traditional Japanese ceramics. Ideal for food presentation, the linear and radial pattern draws the eye to the centre of the plate.

Radial Linear Lines



Black



COUPE PLATE
AGBLEV111 28.8cm 11 1/4"
CTN QTY 12
AGBLEV101 26cm 10 1/4"
CTN QTY 12



COUPE PLATE
AGBLEVP81 21.7cm 8 1/2"
CTN QTY 12
AGBLEVP61 16.5cm 6 1/2"
CTN QTY 12



COUPE BOWL
AGBLEVB91 24.8cm 9 1/4"
113.6cl 40oz
CTN QTY 12



COUPE BOWL
AGBLEVB71 18.2cm 7 1/4"
42.6cl 15oz
CTN QTY 12



CHEFS' OBLONG PLATE No.4
AGBLO141 35.5 x 18.9cm
13 3/4" x 7 1/2"
CTN QTY 6



CHEFS' OBLONG PLATE No.3
AGBLO111 29.8 x 15.3cm
11 3/4" x 6"
CTN QTY 12



CHEFS' OVAL PLATE
AGBLOV351 34.7 x 17.3cm
13 3/4" x 6 3/4"
CTN QTY 6



CHEFS' OVAL PLATE
AGBLOV301 29.9 x 15cm
11 3/4" x 5 3/4"
CTN QTY 12

Blue



CHEFS' OBLONG PLATE No.4
AGBUXO141 35.5 x 18.9cm
13 3/4" x 7 1/2"
CTN QTY 6



CHEFS' OBLONG PLATE No.3
AGBUXO111 29.8 x 15.3cm
11 3/4" x 6"
CTN QTY 12



CHEFS' OVAL PLATE
AGBUOV351 34.7 x 17.3cm
13 3/4" x 6 3/4"
CTN QTY 6



CHEFS' OVAL PLATE
AGBUOV301 29.9 x 15cm
11 3/4" x 5 3/4"
CTN QTY 12



Covered by Churchill 5 Year Edge Chip Warranty

- Under glaze print finish meaning long-lasting results.

STUDIO PRINTS AGANO • CHURCHILL SUPER VITRIFIED 161

CHURCHILL® super vitrified

STUDIO®
PRINTS

Inspired by pottery glazing techniques

Fluid and Breccia are feature piece designs, perfect for mixing with other Studio Prints designs. The Fluid design is a modern interpretation of the patterns and texture created by the fluidity of ceramic glazes. Breccia emulates the intricate cracked pattern of glazes used on artisan pottery.



Breccia Agate Grey



AGATE GREY
CHEFS' OBLONG PLATE No. 4
BRAGXO141 35.5 x 18.9cm
13 3/4" x 7 1/2"
CTN QTY 6



AGATE GREY
CHEFS' OBLONG PLATE No. 3
BRAGXO111 29.8 x 15.3cm
11 3/4" x 6"
CTN QTY 12



AGATE GREY
CHEFS' OBLONG PLATE No. 6
BRAGOBL21 23.7 x 15.7cm
9 1/2" x 6 1/8"
CTN QTY 12

Fluid Pearl Grey



PEARL GREY
CHEFS' TRIANGLE PLATE
FLPGTC351 35.5 x 18.8cm
13 3/4" x 7 1/2"
CTN QTY 6



PEARL GREY
CHEFS' TRIANGLE PLATE
FLPGTC301 30.4 x 20.5cm
12" x 8"
CTN QTY 6



PEARL GREY
CHEFS' TRIANGLE PLATE
FLPGTC261 26.5 x 20.5cm
10 1/2" x 8"
CTN QTY 12

- Under glaze print finish meaning long-lasting results.

CHURCHILL® super vitrified


VINTAGE PRINTS

Eclectic Mediterranean Pattern

MED TILES

The Med Tiles design is an impression of the antique Moorish tiles found in the Mediterranean cities of Spain, Portugal and North Africa. Inspired by the vast heritage behind these patterns, the design features a worn and aged look.

Aquamarine



DEEP COUPE PLATE
MTAQP271 28.1cm 11"
H: 3.7cm
CTN QTY 12



DEEP COUPE PLATE
MTAQP251 25.5cm 10"
H: 3.5cm
CTN QTY 12



CHEFS' OBLONG PLATE No.4
MTAQXO141 35.5 x 18.9cm
13 7/8" x 7 5/8"
CTN QTY 6



CHEFS' OBLONG PLATE No.3
MTAQXO111 29.8 x 15.3cm
11 3/4" x 6"
CTN QTY 12

COMPLEMENTARY ITEMS:



AQUAMARINE
COUPE PLATE
STAMEV111 28.8cm 11 1/2"
CTN QTY 12



AQUAMARINE
COUPE PLATE
STAMEV101 26cm 10 1/4"
CTN QTY 12



AQUAMARINE
COUPE PLATE
STAMEVP81 21.7cm 8 5/8"
CTN QTY 12



AQUAMARINE
COUPE PLATE
STAMEVP61 16.5cm 6 1/2"
CTN QTY 12



SNACK BOWL
RBBLBS141 40cl 14oz
H: 6.5cm
Dia: 13cm 5/4"
CTN QTY 12



SHALLOW BOWL
RBBLBS891 26cl 9oz
H: 4.5cm
Dia: 13cm 5/4"
CTN QTY 12



DEEP BOWL
RBBLSD81 24cl 8.4oz
H: 6cm
Dia: 10.2cm 4"
CTN QTY 12



DIP POT
RBBLSD41 11cl 4oz
H: 5cm
Dia: 8.5cm 3 3/4"
CTN QTY 12



CHURCHILL® super vitrified

VINTAGE PRINTS

Mix and Match Vintage

Our Vintage Prints collection includes a medley of Calico, Rose Chintz and Toile pieces, taken from traditional print in our archives. Perfect as sharing platters or to add charm to key signature dishes, the pieces can be mixed and matched so every selection is unique.



WILLOW VICTORIAN CALICO PLATE
CAW VP111 30.5cm 12"
CTN QTY 6




WILLOW VICTORIAN CALICO PLATE
CAW VP581 27.6cm 10 7/8"
CTN QTY 6



WILLOW VICTORIAN CALICO PLATE
CAW VP8 1 21cm 8 1/4"
CTN QTY 6



WILLOW VICTORIAN CALICO PLATE
CAW VP651 17cm 6 5/8"
CTN QTY 6



WILLOW VICTORIAN CALICO OVAL DISH
CAW RD141 36.5 x 29.3cm
14 1/2" x 11 1/2"
CTN QTY 6



WILLOW VICTORIAN CALICO RIMMED BOWL
CAW VR5B1 24.9cm 9 7/8"
50cl 17.5oz
CTN QTY 6



CRANBERRY VICTORIAN CALICO PLATE
CAC VP111 30.5cm 12"
CTN QTY 6




CRANBERRY VICTORIAN CALICO OVAL DISH
CAC RD141 36.5 x 29.3cm
14 1/2" x 11 1/2"
CTN QTY 6



PRAGUE VICTORIAN CALICO PLATE
CAP VP111 30.5cm 12"
CTN QTY 6



PRAGUE VICTORIAN CALICO PLATE
CAP VP8 1 21cm 8 1/4"
CTN QTY 6



PRAGUE VICTORIAN CALICO OVAL PLATE
CAP OP121 31.7 x 25.5cm
12 1/2" x 10"
CTN QTY 6




PRAGUE VICTORIAN CALICO RIMMED BOWL
CAP VR5B1 24.9cm 9 7/8"
50cl 17.5oz
CTN QTY 6



PRAGUE TOILE PLATE
TOP VP111 30.5cm 12"
CTN QTY 6
TOP VP581 27.6cm 10 7/8"
CTN QTY 6
TOP VP8 1 21cm 8 1/4"
CTN QTY 6
TOP VP651 17cm 6 5/8"
CTN QTY 6



PRAGUE TOILE OVAL RIMMED DISH
TOP RD141 36.5 x 29.3cm
14 1/2" x 11 1/2"
CTN QTY 6



PRAGUE TOILE DEEP COUPE PLATE
TOP PD271 28.1cm 11"
H: 3.7cm
CTN QTY 12
TOP PD251 25.5cm 10"
H: 3.5cm
CTN QTY 12



PRAGUE TOILE DEEP COUPE PLATE
TOP PD221 22.5cm 8 3/4"
H: 2.7cm
CTN QTY 12



Covered by Churchill 5 Year Edge Chip Warranty

- Under glaze print finish meaning long-lasting results.

VINTAGE PRINTS



PRAGUE ROSE CHINTZ PLATE
RCP VP111 30.5cm 12"
 CTN QTY 6
RCP VF581 27.6cm 10 7/8"
 CTN QTY 6



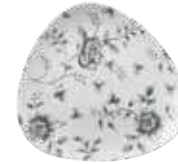
PRAGUE ROSE CHINTZ PLATE
RCP VP8 1 21cm 8 1/4"
 CTN QTY 6



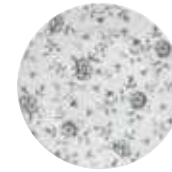
PRAGUE ROSE CHINTZ TRIANGLE PLATE
RCP TR9 1 22.9cm 9"
 CTN QTY 12
RCP TR7 1 19.2cm 7 1/2"
 CTN QTY 12



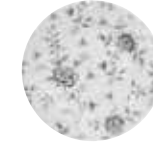
PRAGUE ROSE CHINTZ RECTANGULAR TILE
RCP RST 1 37.6 x 14cm
 14 1/4" x 5 1/2"
 CTN QTY 4
 (Fits ZCAWWBDD1)



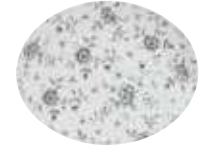
GREY ROSE CHINTZ TRIANGLE PLATE
RCG TR9 1 22.9cm 9"
 CTN QTY 12
RCG TR7 1 19.2cm 7 1/2"
 CTN QTY 12



GREY ROSE CHINTZ PLATE
RCG VP111 30.5cm 12"
 CTN QTY 6
RCG VP581 27.6cm 10 7/8"
 CTN QTY 6



GREY ROSE CHINTZ PLATE
RCG VP8 1 21cm 8 1/4"
 CTN QTY 6
RCG VP651 17cm 6 5/8"
 CTN QTY 6



GREY ROSE CHINTZ OVAL PLATE
RCG OP121 31.7cm x 25.5cm
 12 1/2" x 10"
 CTN QTY 6



CRANBERRY ROSE CHINTZ PLATE
RCC VP111 30.5cm 12"
 CTN QTY 6
RCC VP581 27.6cm 10 7/8"
 CTN QTY 6



CRANBERRY ROSE CHINTZ PLATE
RCC VP651 17cm 6 5/8"
 CTN QTY 6



CRANBERRY ROSE CHINTZ OVAL PLATE
RCC OP121 31.7 x 25.5cm
 12 1/2" x 10"
 CTN QTY 6



CRANBERRY ROSE CHINTZ TILE
RCC ATE 1 26.5 x 17cm
 10 1/4" x 6 5/8"
 CTN QTY 4



CRANBERRY TOILE PLATE
TOC VP111 30.5cm 12"
 CTN QTY 6



CRANBERRY TOILE PLATE
TOC VP8 1 21cm 8 1/4"
 CTN QTY 6



CRANBERRY TOILE CHEFS OBLONG PLATE No. 4
TOC XO141 35.5 x 18.9cm
 13 7/8" x 7 3/8"
 CTN QTY 6



CRANBERRY TOILE CHEFS OBLONG PLATE No. 3
TOC XO111 29.8cm x 15.3cm
 11 3/4" x 6"
 CTN QTY 12



GEORGIAN TEACUP
WH GTC71 19.8cl 7oz
 H: 7cm
 Dia: 9cm
 CTN QTY 12



BLUE WILLOW GEORGIAN TEACUP
BWL GTC71 19.8cl 7oz
 H: 7cm
 Dia: 9cm
 CTN QTY 12



BLUE BRAMBLE GEORGIAN TEACUP
BBA GTC71 19.8cl 7oz
 H: 7cm
 Dia: 9cm
 CTN QTY 12



CRANBERRY WILLOW GEORGIAN TEACUP
CWL GTC71 19.8cl 7oz
 H: 7cm
 Dia: 9cm
 CTN QTY 12



CRANBERRY BRAMBLE GEORGIAN TEACUP
CBA GTC71 19.8cl 7oz
 H: 7cm
 Dia: 9cm
 CTN QTY 12



BLUE WILLOW SANDRINGHAM TEA/COFFEE POT
BWL PS301 85.2cl 30oz
 H: 17.5cm
 CTN QTY 4
 REPLACEMENT LID
BWL LS301
 CTN QTY 6



BLUE WILLOW SANDRINGHAM TEA/COFFEE POT
BWL PS151 42cl 15oz
 H: 14.5cm
 CTN QTY 4
 REPLACEMENT LID
BWL LS151
 CTN QTY 6



BLUE WILLOW SANDRINGHAM JUG
BWL JS501 28cl 10oz
 H: 12cm
 CTN QTY 4



BLUE WILLOW SANDRINGHAM JUG
BWL JS251 14cl 5oz
 H: 10cm
 CTN QTY 4



BLUE WILLOW OPEN SANDRINGHAM SUGAR BOWL
BWL B35 1 9cm 3 1/2"
 CTN QTY 12



SUGAR BOWL LID
BWL LS 1
 CTN QTY 6



GEORGIAN SAUCER
WH GTS 1 14.1cm 5 1/2"
 CTN QTY 12
 (Fits all teacups above)



BLUE WILLOW GEORGIAN SAUCER
BWL GTS 1 14.1cm 5 1/2"
 CTN QTY 12
 (Fits all teacups above)



BLUE BRAMBLE GEORGIAN SAUCER
BBA GTS 1 14.1cm 5 1/2"
 CTN QTY 12
 (Fits all teacups above)



CRANBERRY WILLOW GEORGIAN SAUCER
CWL GTS 1 14.1cm 5 1/2"
 CTN QTY 12
 (Fits all teacups above)



CRANBERRY BRAMBLE GEORGIAN SAUCER
CBA GTS 1 14.1cm 5 1/2"
 CTN QTY 12
 (Fits all teacups above)



RETRO BLUE

Simply Nostalgic

Laid-back and nostalgic Retro Blue features a wide edge band in cobalt blue, inspired by traditional enamelware with the all the performance attributes and food safety benefits of ceramics



Featured with Sola Donau cutlery



COUPE PLATE
WHBBEV111 28.8cm 11¼"
CTN QTY 12



COUPE PLATE
WHBBEV101 26cm 10¼"
CTN QTY 12



COUPE PLATE
WHBBEV81 21.7cm 8½"
CTN QTY 12



COUPE PLATE
WHBBEV61 16.5cm 6½"
CTN QTY 12



COUPE BOWL
WHBBPLC21 31cm 12"
240cl 84.5oz
CTN QTY 6



COUPE BOWL
WHBBEV891 24.8cm 9¾"
113.6cl 40oz
CTN QTY 12



COUPE BOWL
WHBBEV871 18.2cm 7¼"
42.6cl 15oz
CTN QTY 12



ROUND PIE DISH
WHBBRPD1 13.5cm 5¼"
50cl 17.6oz
CTN QTY 12



RAMEKIN
WHBBLRK1 9cm 3½"
19.5cl 6.9oz
CTN QTY 24



RAMEKIN
WHBBSRK1 7cm 2¾"
9cl 3.2oz
CTN QTY 24



CUP
WHBBS121 34cl 12oz
H: 8.5cm
Dia: 8.5cm
CTN QTY 12



COUPE SAUCER
WHBB86 1 16cm 6¼"
CTN QTY 24
(Fits WHBBS121)



CHURCHILL® super vitrified

MORESQUE PRINTS

Dimensions of Colour

Moresque Prints are the perfect accent pieces to mix with other designs in the Churchill portfolio. The Mediterranean inspired pattern is perfect for the presentation of global cuisines from Middle Eastern to South American.



MORESQUE
BLUE PLATE
MQBLVP111 30.5cm 12"
CTN QTY 12



MORESQUE
BLUE PLATE
MQBLVP581 27.6cm 10 7/8"
CTN QTY 12



MORESQUE
ORANGE PLATE
MQCOVP111 30.5cm 12"
CTN QTY 12



MORESQUE
ORANGE PLATE
MQCOVP581 27.6cm 10 7/8"
CTN QTY 12

COMPLEMENTARY ITEMS:



RIPPLE
BOWL
BCBLSBRP1 13 x 7.4cm
5 1/4" x 2 7/8"
56cl 19.7oz
CTN QTY 6



RIPPLE SNACK
BOWL
BCBLRP101 12 x 5.7cm
4 7/8" x 2 1/4"
28cl 10oz
CTN QTY 12



DIP POT / RAMEKIN
ZCAGR2 1 6.5cm 2 1/2"
5.7cl 2oz
CTN QTY 6



DIP POT / RAMEKIN
ZCRTRP2 1 6.5cm 2 1/2"
5.7cl 2oz
CTN QTY 6



Covered by Churchill 5 Year Edge Chip Warranty

- Under glaze print finish meaning long-lasting results.

EMERGE®

Artisan Look, Engineered Performance

Emerge is a collection of stylish tableware decorated in artisan style glazes. The appearance of studio pottery is created through glaze finishes and an exposed biscuit base in the earthy Churchill Emerge coloured body.



CINNAMON BROWN



SHALLOW TRAY
EMBRET231 23.3 x 10 x 3.3cm
9 1/4 x 4 x 1 1/4"
CTN QTY 6



SHALLOW TRAY
EMBRET171 17.3 x 11.9 x 3.3cm
6 3/4 x 4 3/4 x 1 1/4"
CTN QTY 6



SHALLOW TRAY
EMBRET121 12 x 9 x 3.3cm
4 3/4 x 3 1/2 x 1 1/4"
CTN QTY 6



DEEP DISH
EMBRED171 17.3 x 11.9 x 5cm
6 3/4 x 4 3/4 x 2"
CTN QTY 6
EMBRED121 12 x 8.8 x 5cm
4 3/4 x 3 1/2 x 2"
CTN QTY 6



DIP POT
EMBREM21 5.7cl 2oz
H: 3.9cm
Dia: 6cm
CTN QTY 12



DEEP BOWL
EMBREM81 25.5cl 9oz
H: 5.7cm
Dia: 9cm
CTN QTY 12



CHIP MUG
EMBREM111 31.2cl 11oz
H: 7.7cm
Dia: 8.6cm
CTN QTY 12



DEEP BOWL
EMBREM401 113.6cl 40oz
H: 7.5cm
Dia: 15.8cm
CTN QTY 6
EMBREM161 45.4cl 16oz
H: 5.9cm
Dia: 12cm
CTN QTY 12

OSLO BLUE



SHALLOW TRAY
EMBLET231 23.3 x 10 x 3.3cm
9 1/4 x 4 x 1 1/4"
CTN QTY 6



SHALLOW TRAY
EMBLET171 17.3 x 11.9 x 3.3cm
6 3/4 x 4 3/4 x 1 1/4"
CTN QTY 6



SHALLOW TRAY
EMBLET121 12 x 9 x 3.3cm
4 3/4 x 3 1/2 x 1 1/4"
CTN QTY 6



DEEP DISH
EMBLED171 17.3 x 11.9 x 5cm
6 3/4 x 4 3/4 x 2"
CTN QTY 6
EMBLED121 12 x 8.8 x 5cm
4 3/4 x 3 1/2 x 2"
CTN QTY 6



DIP POT
EMBLEM21 5.7cl 2oz
H: 3.9cm
Dia: 6cm
CTN QTY 12



DEEP BOWL
EMBLEM81 25.5cl 9oz
H: 5.7cm
Dia: 9cm
CTN QTY 12



CHIP MUG
EMBLEM111 31.2cl 11oz
H: 7.7cm
Dia: 8.6cm
CTN QTY 12



DEEP BOWL
EMBLEM401 113.6cl 40oz
H: 7.5cm
Dia: 15.8cm
CTN QTY 6
EMBLEM161 45.4cl 16oz
H: 5.9cm
Dia: 12cm
CTN QTY 12

CHURCHILL® super vitrified

NEW COLLECTION

WHITE

VELLUM®
SEMI MATTE GLAZE

Subtle and tactile, Vellum is finished in an innovative and durable semi-matte glaze, specially formulated to meet key British Standards for the hospitality industry. The minimalist Vellum collection offers a neutral platform to create striking food presentation.

Tactile Minimalism



COUPE PLATE
WHVMEV111 28.8cm 11½"
CTN QTY 12 +
WHVMEV101 26cm 10¼"
CTN QTY 12 +



COUPE PLATE
WHVMEVP81 21.7cm 8½"
CTN QTY 12 +
WHVMEVP61 16.5cm 6½"
CTN QTY 12 +



COUPE BOWL
WHVMEVB91 24.8cm 9¾"
113.6cl 40oz
CTN QTY 12 +
WHVMEVB71 18.2cm 7¼"
42.6cl 15oz
CTN QTY 12 +



CHEFS' WALLED PLATE
WHVMWP261 26cm 10¼"
H: 2cm
CTN QTY 6
WHVMWP211 21cm 8¼"
H: 2cm
CTN QTY 6



TRIANGLE PLATE
WHVMTR101 26.5cm 10½"
CTN QTY 12
WHVMTR9 1 22.9cm 9"
CTN QTY 12



TRIANGLE PLATE
WHVMTR7 1 19.2cm 7½"
CTN QTY 12



TRIANGLE BOWL
WHVMTRB91 23.5cm 9¼"
60cl 21oz
CTN QTY 12



TRIANGLE BOWL
WHVMTRB71 18.5cm 7¼"
37cl 13oz
CTN QTY 12



CHEFS' OBLONG PLATE No.4
WHVMXO141 35.5 x 18.9cm
13¾ x 7¾
CTN QTY 6



CHEFS' OBLONG PLATE No.3
WHVMXO111 29.8 x 15.3cm
11¾ x 6"
CTN QTY 12



CAPPUCCINO CUP
WHVMCB281 34cl 12oz
H: 5.5cm
Dia: 11cm
CTN QTY 12 +
WHVMCB201 22.7cl 8oz
H: 5.5cm
Dia: 9.5cm
CTN QTY 12 +



SAUCER
WHVMCS1 1 15.6cm 6¼"
CTN QTY 12 +
(Fits WHVMCB281 & WHVMCB201)



ESPRESSO CUP
WHVMCEB91 10cl 3.5oz
H: 5.5cm
Dia: 6.5cm
CTN QTY 12 +



ESPRESSO SAUCER
WHVMSS1 1 11.8cm 4½"
CTN QTY 12 +
(Fits WHVMCEB91)



MUG
WHVMVM121 34cl 12oz
H: 11cm
Dia: 8cm
CTN QTY 12 +



SUGAR BOWL
WHVMSSGR1 22.7cl 8oz
H: 6.2cm
Dia: 9.8cm
CTN QTY 12 +



+ Covered by Churchill 5 Year Edge Chip Warranty

VELLUM • CHURCHILL SUPER VITRIFIED 177

CHURCHILL® super vitrified

ISLA

Reminiscent of the Coastline

NEW COLOUR

COASTAL SAND

Coastal Sand is a hand applied spinwash that enhances the intricate Isla embossment. The soft, neutral tone is inspired by the shoreline and is perfect for mixing with Isla white and other spinwash colours.



Featured with Churchill Isla cutlery



PRESENTATION PLATE
ANISIP121 30.5cm 12"
CTN QTY 12



FOOTED PLATE
ANISIF581 27.6cm 10 7/8"
CTN QTY 12



PLATE
ANISIP8 1 21cm 8 1/4"
CTN QTY 12



PLATE
ANISIP651 17cm 6 5/8"
CTN QTY 12



DEEP COUPE PLATE
ANISID271 28.1cm 11"
H: 3.7cm
CTN QTY 12



DEEP COUPE PLATE
ANISID251 25.5cm 10"
H: 3.5cm
CTN QTY 12



WIDE RIM BOWL
ANISIWBL1 28cm 11"
46.8cl 16.5oz
CTN QTY 12



WIDE RIM BOWL
ANISIWBM1 24cm 9 1/2"
28.4cl 10oz
CTN QTY 12



Covered by Churchill 5 Year Edge Chip Warranty

CF Items with a fully glazed foot

ISLA • CHURCHILL SUPER VITRIFIED 179

CHURCHILL® super vitrified

ISLA

Reminiscent of the Coastline

SHALE GREY

The distinctive and elegant Isla embossment emulates the natural beauty and patterns of the coast. Enhanced with colour, the intricate Isla embossment intensifies with the addition of Shale Grey. Statement colour items within the collection complement the full white embossed range.



PRESENTATION PLATE
SHISIP121 30.5cm 12"
CTN QTY 12



FOOTED PLATE
SHISIF111 30.5cm 12"
CTN QTY 12



FOOTED PLATE
SHISIF581 27.6cm 10 3/4"
CTN QTY 12



FOOTED PLATE
SHISIF101 26.1cm 10 1/4"
CTN QTY 12



FOOTED PLATE
SHISIF91 23.4cm 9 1/4"
CTN QTY 12



PLATE
SHISIP81 21cm 8 1/4"
CTN QTY 12



PLATE
SHISIP451 17cm 6 5/8"
CTN QTY 12



DEEP COUPE PLATE
SHISID271 28.1cm 11"
H: 3.7cm
CTN QTY 12



DEEP COUPE PLATE
SHISID251 25.5cm 10"
H: 3.5cm
CTN QTY 12



DEEP COUPE PLATE
SHISID221 22.5cm 8 7/8"
H: 2.7cm
CTN QTY 12



WIDE RIM BOWL
SHISIWBL1 28cm 11"
46.8cl 16.5oz
CTN QTY 12



WIDE RIM BOWL
SHISIWBM1 24cm 9 1/2"
28.4cl 10oz
CTN QTY 12



Covered by Churchill 5 Year Edge Chip Warranty

Items with a fully glazed foot

ISLA • CHURCHILL SUPER VITRIFIED 181

CHURCHILL® super vitrified

ISLA

Reminiscent of the Coastline

OCEAN BLUE

Inspired by the shoreline, the stylish Isla design delivers on performance and durability. The hand applied spinwash in striking Ocean Blue, enhances the intricate embossment, creating perfect feature piece items to combine with the Isla White collection.



Featured with Churchill Isla cutlery



PRESENTATION PLATE
OCISIP121 30.5cm 12"
CTN QTY 12



FOOTED PLATE
OCISIF111 30.5cm 12"
CTN QTY 12



FOOTED PLATE
OCISIF581 27.6cm 10 3/4"
CTN QTY 12



FOOTED PLATE
OCISIF101 26.1cm 10 1/4"
CTN QTY 12



FOOTED PLATE
OCISIF9 1 23.4cm 9 1/8"
CTN QTY 12



PLATE
OCISIP8 1 21cm 8 1/4"
CTN QTY 12




PLATE
OCISIP651 17cm 6 5/8"
CTN QTY 12



DEEP COUPE PLATE
OCISID271 28.1cm 11"
H: 3.7cm
CTN QTY 12



DEEP COUPE PLATE
OCISID251 25.5cm 10"
H: 3.5cm
CTN QTY 12



DEEP COUPE PLATE
OCISID221 22.5cm 8 7/8"
H: 2.7cm
CTN QTY 12



WIDE RIM BOWL
OCISIBL1 28cm 11"
46.8cl 16.5oz
CTN QTY 12



WIDE RIM BOWL
OCISIBM1 24cm 9 1/2"
28.4cl 10oz
CTN QTY 12



Covered by Churchill 5 Year Edge Chip Warranty

Items with a fully glazed foot

ISLA • CHURCHILL SUPER VITRIFIED 183

NEW ADDITIONS

ISLA

Inspired by the Shoreline

The contemporary and intricate Isla design is inspired by shapes and textures found along the seashore. Featured on a comprehensive range of tableware shapes and beverage items, the modern yet graceful Isla embossment is reminiscent of the coastline.



PRESENTATION PLATE
WHISIP121 30.5cm 12"
CTN QTY 12



FOOTED PLATE
WHISIF111 30.5cm 12"
CTN QTY 12



FOOTED PLATE
WHISIF581 27.6cm 10 7/8"
CTN QTY 12



FOOTED PLATE
WHISIF101 26.1cm 10 1/4"
CTN QTY 12



FOOTED PLATE
WHISIF9 23.4cm 9 1/4"
CTN QTY 12



PLATE
WHISIF8 21cm 8 1/4"
CTN QTY 12




PLATE
WHISIF61 17cm 6 5/8"
CTN QTY 12



TOPAZ BLUE DEEP COUPE PLATE
RKTBD271 28.1cm 11"
H: 3.7cm
CTN QTY 12



TOPAZ BLUE DEEP COUPE PLATE
RKTBD251 25.5cm 10"
H: 3.5cm
CTN QTY 12



QUARTZ BLACK DEEP COUPE PLATE
RKBQID271 28.1cm 11"
H: 3.7cm
CTN QTY 12



QUARTZ BLACK DEEP COUPE PLATE
RKBQID251 25.5cm 10"
H: 3.5cm
CTN QTY 12



DEEP COUPE PLATE
WHISID271 28.1cm 11"
H: 3.7cm
CTN QTY 12

NEW SHAPE



DEEP COUPE PLATE
WHISID251 25.5cm 10"
H: 3.5cm
CTN QTY 12
WHISID221 22.5cm 8 7/8"
H: 2.7cm
CTN QTY 12

NEW SHAPE



ORGANIC ROUND PLATE
WHISO111 28.6cm 11 1/4"
CTN QTY 12



ORGANIC ROUND PLATE
WHISO101 26.4cm 10 3/8"
CTN QTY 12

NEW SHAPE



ORGANIC ROUND PLATE
WHISO18 21cm 8 1/4"
CTN QTY 12



ISLA



WIDE RIM BOWL
WHISIWBL1 28cm 11"
 46.8cl 16.5oz
 CTN QTY 12
WHISIWBM1 24cm 9½"
 28.4cl 10oz
 CTN QTY 12



PASTA BOWL
WHISIPPB1 30.8cm 12¼"
 87.5cl 30.5oz
 CTN QTY 12



RIMMED BOWL
WHISIRSb1 24.9cm 9¾"
 50cl 17.5oz
 CTN QTY 12



OATMEAL BOWL
WHISIPOB1 17cm 6⅝"
 25.5cl 9oz
 CTN QTY 12



CHEFS' OBLONG PLATE
WHISIO141 35.5 x 18.9cm
 13¾" x 7¾"
 CTN QTY 6
WHISIO111 29.5 x 15cm
 11¾" x 6"
 CTN QTY 12

NEW SHAPE



CHEFS' TRIANGLE PLATE
WHISIC351 35.5 x 18.8cm
 13¾ x 7¾"
 CTN QTY 6

NEW SHAPE



CHEFS' TRIANGLE PLATE
WHISIC301 30.4 x 20.5cm
 12 x 8"
 CTN QTY 6



CONSUMME BOWL
WHISIB141 36cl 12.6oz
 CTN QTY 6
 (Fits WH FS6 1)



STACKING CUP
WHISISC81 22cl 8oz
 H: 7cm
 Dia: 8.5cm
 CTN QTY 12



COFFEE CUP
WHISIT121 34cl 12oz
 H: 7cm
 Dia: 10.5cm
 CTN QTY 12



TEA CUP
WHISIT8 1 22cl 8oz
 H: 6.5cm
 Dia: 9.5cm
 CTN QTY 12



SAUCER
WHISIM 1 15cm 5⅞"
 CTN QTY 12
 (Fits WHISISC81, WHISIT121,
 WHISIT8 1)



STACKING CUP
WHISIC31 9cl 3oz
 H: 5.3cm
 Dia: 6cm
 CTN QTY 12



ESPRESSO CUP
WHISIE3 1 11cl 3.9oz
 H: 5.8cm
 Dia: 6.4cm
 CTN QTY 12



SAUCER
WHISS 1 12.8cm 5"
 CTN QTY 12
 Fits WHISISC31, WHISIE3 1)



MUG
WHISIM121 34cl 12oz
 H: 11cm
 Dia: 10.6cm
 CTN QTY 12



BEVERAGE POT
WHISIT301 85.2cl 30oz
 H: 15cm
 CTN QTY 4
REPLACEMENT LID
WHISL30 1
 CTN QTY 6



BEVERAGE POT
WHISIT151 42.6cl 15oz
 H: 10.5cm
 CTN QTY 4
REPLACEMENT LID
WHISL15 1
 CTN QTY 6



**STAINLESS STEEL
 TEA FILTER**
SS TF 1 H: 7.2cm 2⅞"
 Dia: 6cm 2¼"
 CTN QTY 4
 (Fits WHISIT151)



JUG
WHISUG81 22.7cl 8oz
 H: 7cm
 CTN QTY 4



JUG
WHISUG41 11.4cl 4oz
 H: 5.5cm
 CTN QTY 4



JUG
WHISUG21 5.6cl 2oz
 H: 4.4cm
 CTN QTY 12



OPEN SUGAR BOWL
WHISIGR1 22.7cl 8oz
 H: 6.2cm
 Dia: 9.8cm
 CTN QTY 12
OPTIONAL LID (plain)
WH SSDL1
 CTN QTY 12



See Churchill Isla cutlery on page 324 - 325



CHURCHILL® super vitrified

NEW COLLECTION

ISLA GLASS

Inspired by the Shoreline

Further enhancing the Isla collection, the embossment is featured on glass tableware in soft organic shapes and a subtle ocean blue colour.



GLASS OCEAN BLUE



ORGANIC GLASS PLATE
GLBLOP291 29.5cm 11 1/2"
CTN QTY 6



ORGANIC GLASS PLATE
GLBLTP11 22.5cm 8 7/8"
CTN QTY 6



ORGANIC GLASS BOWL
GLBLOB241 24.5cm 9 5/8"
110cl 37oz
CTN QTY 6



ORGANIC GLASS BOWL
GLBLTB21 21cm 8 1/4"
60cl 21oz
CTN QTY 6



ORGANIC GLASS BOWL
GLBLTB11 17cm 6 1/2"
26.5cl 9.3oz
CTN QTY 6



ORGANIC OVAL
GLASS PLATTER
GLBLTO11 30 x 16.2cm
11 3/4" x 6 1/2"
CTN QTY 6



COMPLEMENTARY ITEMS:



SHALE GREY FOOTED PLATE
SHISIF581 27.6cm 10 7/8"
CTN QTY 12



SHALE GREY PLATE
SHISIP81 21cm 8 1/4"
CTN QTY 12



OCEAN BLUE FOOTED PLATE
OCISIF581 27.6cm 10 7/8"
CTN QTY 12



OCEAN BLUE PLATE
OCISIP81 21cm 8 1/4"
CTN QTY 12

CHURCHILL® super vitrified

BAMBOO

Inspired by Nature

DUSK

The naturally inspired Bamboo embossment is enhanced with hand applied colour. Striking Dusk is a versatile tone that complements both premium and casual dining settings.



PRESENTATION PLATE
DUBALP121 30.5cm 12"
CTN QTY 12



FOOTED PLATE
DUBALF111 30.5cm 12"
CTN QTY 12



FOOTED PLATE
DUBALF581 27.6cm 10 7/8"
CTN QTY 12



FOOTED PLATE
DUBALF101 26.1cm 10 1/4"
CTN QTY 12



FOOTED PLATE
DUBALF9 1 23.4cm 9 1/4"
CTN QTY 12



PLATE
DUBALP8 1 21cm 8 1/4"
CTN QTY 12



PLATE
DUBALP651 17cm 6 3/4"
CTN QTY 12



WIDE RIM BOWL
DUBALWBL1 28cm 11"
46.8cl 16.5oz
CTN QTY 12



WIDE RIM BOWL
DUBALWBM1 24cm 9 1/2"
28.4cl 10oz
CTN QTY 12



DEEP COUPE PLATE
DUBALD271 28.1cm 11"
H: 3.7cm
CTN QTY 12



DEEP COUPE PLATE
DUBALD251 25.5cm 10"
H: 3.5cm
CTN QTY 12



DEEP COUPE PLATE
DUBALD221 22.5cm 8 3/4"
H: 2.7cm
CTN QTY 12



BAMBOO

Inspired by Nature

MIST

The dusty blue tone of Bamboo Mist is hand applied to Bamboo, enhancing the intricate embossment with colour inspired by the landscape.



PRESENTATION PLATE
MBBALP121 30.5cm 12"
CTN QTY 12



GF FOOTED PLATE
MBBALF111 30.5cm 12"
CTN QTY 12



GF FOOTED PLATE
MBBALF581 27.6cm 10 7/8"
CTN QTY 12



GF FOOTED PLATE
MBBALF101 26.1cm 10 1/4"
CTN QTY 12



GF FOOTED PLATE
MBBALF9 1 23.4cm 9 1/4"
CTN QTY 12



PLATE
MBBALP8 1 21cm 8 1/4"
CTN QTY 12



PLATE
MBBALP651 17cm 6 5/8"
CTN QTY 12



WIDE RIM BOWL
MBBALWB1 28cm 11"
46.8cl 16.5oz
CTN QTY 12



WIDE RIM BOWL
MBBALWB1 24cm 9 1/2"
28.4cl 10oz
CTN QTY 12



DEEP COUPE PLATE
MBBALD271 28.1cm 11"
H: 3.7cm
CTN QTY 12



DEEP COUPE PLATE
MBBALD251 25.5cm 10"
H: 3.5cm
CTN QTY 12



DEEP COUPE PLATE
MBBALD221 22.5cm 8 7/8"
H: 2.7cm
CTN QTY 12



CHURCHILL® super vitrified

BAMBOO

Inspired by Nature

Taking inspiration from nature, Bamboo has a sculptural grace which balances design with performance. The raised embossed design is influenced by the natural flowing form of bamboo. Available in a comprehensive collection of items, perfect for all manner of hospitality setting, including large scale catering.



PRESENTATION PLATE
WHBALP121 30.5cm 12"
CTN QTY 12



WIDE RIM PLATE
WHBALW111 30.5cm 12"
CTN QTY 12



WIDE RIM PLATE
WHBALW581 27.2cm 10 7/8"
CTN QTY 12



FOOTED PLATE
WHBALF111 30.5cm 12"
CTN QTY 12



FOOTED PLATE
WHBALF581 27.6cm 10 7/8"
CTN QTY 12



FOOTED PLATE
WHBALF101 26.1cm 10 1/4"
CTN QTY 12



FOOTED PLATE
WHBALF91 23.4cm 9 1/4"
CTN QTY 12



PLATE
WHBALP111 30.5cm 12"
CTN QTY 12



PLATE
WHBALP581 27.6cm 10 7/8"
CTN QTY 12



PLATE
WHBALP101 26.1cm 10 1/4"
CTN QTY 12




PLATE
WHBALP91 23.4cm 9 1/4"
CTN QTY 12




PLATE
WHBALP81 21cm 8 1/4"
CTN QTY 12



PLATE
WHBALP651 17cm 6 5/8"
CTN QTY 12



TOPAZ BLUE
DEEP COUPE PLATE
RKTBLD271 28.1cm 11"
H: 3.7cm
CTN QTY 12



TOPAZ BLUE
DEEP COUPE PLATE
RKTBLD251 25.5cm 10"
H: 3.5cm
CTN QTY 12



QUARTZ BLACK
DEEP COUPE PLATE
RKBQLD271 28.1cm 11"
H: 3.7cm
CTN QTY 12



Covered by Churchill 5 Year Edge Chip Warranty

Items with a fully glazed foot

BAMBOO • CHURCHILL SUPER VITRIFIED 195

CHURCHILL[®] super vitrified BAMBOO



**QUARTZ BLACK
DEEP COUPE PLATE**
RKBQLD251 25.5cm 10"
H: 3.5cm
CTN QTY 12



DEEP COUPE PLATE
WHBALD271 28.1cm 11"
H: 3.7cm
CTN QTY 12



DEEP COUPE PLATE
WHBALD251 25.5cm 10"
H: 3.5cm
CTN QTY 12



DEEP COUPE PLATE
WHBALD221 22.5cm 8 7/8"
H: 2.7cm
CTN QTY 12



WIDE RIM BOWL
WHBALWBL1 28cm 11"
46.8cl 16.5oz
CTN QTY 12



WIDE RIM BOWL
WHBALWBM1 24cm 9 1/2"
28.4cl 10oz
CTN QTY 12



PASTA BOWL
WHBALRPP1 30.8cm 12 1/4"
59.6cl 21oz
CTN QTY 12



RIMMED BOWL
WHBALRSB1 24.9cm 9 3/4"
50cl 17.5oz
CTN QTY 12



OATMEAL BOWL
WHBALPOB1 17cm 6 3/4"
25.5cl 9oz
CTN QTY 12



**TRIANGLE
SHALLOW BOWL**
WHBALB271 27.2 x 26.7cm
10 3/4" x 10 1/2"
78cl 27oz
CTN QTY 12



**TRIANGLE
SHALLOW BOWL**
WHBALB231 21 x 21cm
8 1/4" x 8 1/4"
41cl 14oz
CTN QTY 12



OBLONG PLATE
WHBALO111 29.5 x 15cm
11 1/4" x 5 1/2"
CTN QTY 12



SQUARE PLATE
WHBAL111 25.5cm 10"
CTN QTY 12



SQUARE PLATE
WHBALS91 22cm 8 1/2"
CTN QTY 12



SQUARE PLATE
WHBALS71 17cm 6 1/2"
CTN QTY 12



OVAL PLATE
WHBALO141 34.6 x 26.3 x 5cm
13 1/2" x 9" x 2"
CTN QTY 12



OVAL PLATE
WHBALO121 29 x 22.7 x 3.8cm
11 1/2" x 9" x 1 1/2"
CTN QTY 12



OVAL PLATE
WHBALO101 25 x 19.4 x 3.2cm
9 1/2" x 7 1/2" x 1 1/4"
CTN QTY 12



OVAL PLATE
WHBALO81 19.5 x 15 x 2.5cm
7 3/4" x 5 7/8" x 1"
CTN QTY 12



RIMMED OVAL DISH
WHBALR131 33cm 13"
CTN QTY 6



RIMMED OVAL DISH
WHBALR111 28cm 11"
CTN QTY 6



STACKING BOWL
WHBALB141 36cl 12.6oz
H: 5.5cm
Dia: 11.5cm
CTN QTY 6



STACKING BOWL
WHBALB101 28cl 10oz
H: 4.5cm
Dia: 11.5cm
CTN QTY 6



HANDLED STACKING BOWL
WHBALH141 36cl 12.6oz
H: 5.5cm
Dia: 11.5cm
CTN QTY 6



BOWL STAND
WHBALS61 15.2cm 6"
CTN QTY 12
(Fits WHBALB141,
WHBALB101, WHBALH141)



SNACK BOWL
WHBALS141 13cm 5 1/4"
40cl 14oz
CTN QTY 12



SHALLOW BOWL
WHBALS91 13cm 5 1/4"
26cl 9oz
CTN QTY 12



SHALLOW BOWL
WHBALS61 11.6cm 4 1/4"
20cl 7oz
CTN QTY 12



CHIP MUG
WHBALSCM1 10cm 7 1/4"
29cl 11oz
CTN QTY 12



DEEP BOWL
WHBALSDB1 10.2cm 4"
24cl 8.4oz
CTN QTY 12



DIP POT
WHBALS41 8.5cm 3 3/8"
11cl 4oz
CTN QTY 12



DIP POT
WHBALSD21 7cm 2 3/4"
6cl 2oz
CTN QTY 12



CHURCHILL[®] super vitrified BAMBOO



RICE BOWL
WHBALB451 11.5cm 4½"
28cl 10oz
CTN QTY 12
(Fits WHBALSM 1)



STACKING CUP
WHBALSC81 22cl 8oz
H: 7cm
Dia: 8.5cm
CTN QTY 12



STACKING CUP
WHBALC281 28cl 10oz
H: 6.5cm
Dia: 10cm
CTN QTY 12



STACKING CUP
WHBALC201 20cl 7oz
H: 5.5cm
Dia: 9cm
CTN QTY 12



COFFEE CUP
WHBALT121 34cl 12oz
H: 7cm
Dia: 10.5cm
CTN QTY 12



TEA CUP
WHBALT8 1 22cl 8oz
H: 6.5cm
Dia: 9.5cm
CTN QTY 12



SAUCER
WHBALSM 1 15cm 5¾"
CTN QTY 12
(Fits WHBALSC81,
WHBALC281, WHBALC201,
WHBALC161, WHBALT121,
WHBALT8 1)



STACKING CUP
WHBALSC31 9cl 3oz
H: 5.3cm
Dia: 6cm
CTN QTY 12



ESPRESSO CUP
WHBALE3 1 11cl 3.5oz
H: 5.8cm
Dia: 6.4cm
CTN QTY 12



SAUCER
WHBALSS 1 12.8cm 5"
CTN QTY 12
(Fits WHBALSC31,
WHBALC9 1, WHBALE3 1)



MUG
WHBALM121 34cl 12oz
H: 11cm
Dia: 10.6cm
CTN QTY 12



BEVERAGE POT
WHBALB301 85.2cl 30oz
H: 15cm
CTN QTY 4
REPLACEMENT LID
WH RL301
CTN QTY 6



BEVERAGE POT
WHBALB151 42.6cl 15oz
H: 10.5cm
CTN QTY 4
REPLACEMENT LID
WH RL151
CTN QTY 6



JUG
WHBALJ8 1 22.7cl 8oz
H: 8.5cm
CTN QTY 4
WHBALJ4 1 11.4cl 4oz
H: 7cm
CTN QTY 4



JUG
WHBALJ2 1 5.6cl 2oz
H: 5cm
CTN QTY 12



OPEN SUGAR BOWL
WHBALSGR1 22.7cl 8oz
H: 6.2cm
Dia: 9.8cm
CTN QTY 12
OPTIONAL LID (plain)
WH SSLD1
CTN QTY 12



SALT
WHBALSA 1 7cm 2½"
CTN QTY 12
PEPPER
WHBALPE 1 7cm 2½"
CTN QTY 12



See Churchill Bamboo
cutlery on page 328 - 329

BAMBOO GLASS

Inspired by Nature

Further enhancing the Bamboo collection, the embossment is featured on glass tableware in soft organic shapes and a subtle dusk colour.



GLASS DUSK

NEW SHAPE



ORGANIC GLASS PLATE
GLDKOP291 29.5cm 11½"
CTN QTY 6



ORGANIC GLASS PLATE
GLDKTBP11 22.5cm 8¾"
CTN QTY 6

NEW SHAPE



ORGANIC GLASS BOWL
GLDKOB241 24.5cm 9½"
110cl 37oz
CTN QTY 6



ORGANIC GLASS BOWL
GLDKTB21 21cm 8¼"
60cl 21oz
CTN QTY 6



ORGANIC GLASS BOWL
GLDKTB11 17cm 6½"
26.5cl 9.3oz
CTN QTY 6



ORGANIC OVAL
GLASS PLATTER
GLDKTBO11 30 x 16.2cm
11¾" x 6½"
CTN QTY 6

COMPLEMENTARY ITEMS:



DUSK FOOTED PLATE
DUBALF581 27.6cm 10¾"
CTN QTY 12



DUSK PLATE
DUBALP8 1 21cm 8¼"
CTN QTY 12



MIST FOOTED PLATE
MBBALF581 27.6cm 10¾"
CTN QTY 12



MIST PLATE
MBBALP8 1 21cm 8¼"
CTN QTY 12



NEW ADDITIONS


PROFILE

Functional & Stylish

Profile flatware has an enhanced face profile with a defined rim to showcase the food at its very best. The slim and defined rolled edge ensures excellent durability. The plates and rimmed bowls are all streamlined up to 20% lighter than Classic plates making them an easy to handle solution.



PRESENTATION PLATE
WH PP121 30.5cm 12"
CTN QTY 12



WIDE RIM PLATE
WH VW111 30.5cm 12"
CTN QTY 12
WH VW5B1 27.5cm 10 5/8"
CTN QTY 12



WIDE RIM PLATE
WH VW9 1 23.6cm 9 1/4"
CTN QTY 12



FOOTED PLATE
WH VF111 30.5cm 12"
CTN QTY 12



FOOTED PLATE
WH VF101 23.4cm 9 1/8"
CTN QTY 12



PLATE
WH VP131 33cm 13"
CTN QTY 12
WH VP111 30.5cm 12"
CTN QTY 12



PLATE
WH VP5B1 27.6cm 10 7/8"
CTN QTY 12
WH VP101 26.1cm 10 1/4"
CTN QTY 12



PLATE
WH VP9 1 23.4cm 9 1/8"
CTN QTY 12
WH VP8 1 21cm 8 1/4"
CTN QTY 12
WH VP651 17cm 6 5/8"
CTN QTY 12



DEEP COUPE PLATE
WH PD271 28.1cm 11"
H: 3.7cm
CTN QTY 12
WH PD251 25.5cm 10"
H: 3.5cm
CTN QTY 12



DEEP COUPE PLATE
WH PD221 22.5cm 8 7/8"
H: 2.7cm
CTN QTY 12



OVAL PLATE
WH OR141 34.6 x 26.3 x 5cm
13 5/8" x 9" x 2"
CTN QTY 12
WH OR121 29 x 22.7 x 3.8cm
11 1/2" x 9" x 1 1/2"
CTN QTY 12



OVAL PLATE
WH OR101 25 x 19.4 x 3.2cm
9 7/8" x 7 1/2" x 1 1/4"
CTN QTY 12
WH OR8 1 19.5 x 15 x 2.5cm
7 3/4" x 5 7/8" x 1"
CTN QTY 12



PASTA BOWL
WH VPPB1 30.9cm 12 1/4"
87.5cl 30.5oz
CTN QTY 12



RIMMED BOWL
WH VRSB1 24.9cm 9 7/8"
50cl 17.5oz
CTN QTY 12



OATMEAL BOWL
WH VPOB1 17cm 6 5/8"
25.5cl 9oz
CTN QTY 12



WIDE RIM BOWL
WH VWB1 28cm 11"
46.8cl 16.5oz
CTN QTY 12



Covered by Churchill 5 Year Edge Chip Warranty

GF Items with a fully glazed foot

CHURCHILL[®] super vitrified PROFILE

NEW SHAPE



WIDE RIM BOWL
WH VWBM1 24cm 9½"
28.4cl 10oz
CTN QTY 12



NOODLE BOWL
WH NDBL1 107.5cl 37.8oz
H: 8cm
Dia: 18.3cm
CTN QTY 6



DEEP BOWL
WH DPBW1 77cl 26oz
H: 7cm
Dia: 15.5cm
CTN QTY 6



STACKING BOWL
WH VB141 36cl 12.6oz
H: 5.5cm
Dia: 11.5cm
CTN QTY 6



STACKING BOWL
WH VB101 28cl 10oz
H: 4.5cm
Dia: 11.5cm
CTN QTY 6
(Fits WH FS6 1)



HANDLED STACKING BOWL
WH VH141 36cl 12.6oz
H: 5.5cm
Dia: 11.5cm
CTN QTY 6
(Fits WH FS6 1)



BOWL STAND
WH FS6 1 15.2cm 6"
CTN QTY 24
(Fits WH VB101, WH VB141 & WH VH141)



STACKING CUP
WH VSCB1 22cl 8oz
H: 7cm
Dia: 8.5cm
CTN QTY 12



STACKING CUP
WH VC2B1 28cl 10oz
H: 6.5cm
Dia: 10cm
CTN QTY 12



STACKING CUP
WH VC201 20cl 7oz
H: 5.5cm
Dia: 9cm
CTN QTY 12



COFFEE CUP
WH VT121 34cl 12oz
H: 7cm
Dia: 10.5cm
CTN QTY 12



TEACUP
WH VT8 1 22cl 8oz
H: 6.5cm
Dia: 9.5cm
CTN QTY 12



SAUCER
WH VSM 1 15cm 5¾"
CTN QTY 12
(Fits WH VC2B1, WH VC201, WH VSCB1, WH VT121 & WH VT8 1)



STACKING CUP
WH VC111 11cl 3.9oz
H: 5cm
Dia: 7.4cm
CTN QTY 12



STACKING CUP
WH VC9 1 9cl 3.1oz
H: 4.8cm
Dia: 6.7cm
CTN QTY 12



STACKING CUP
WH VSC31 9cl 3oz
H: 5.3cm
Dia: 6cm
CTN QTY 12



ESPRESSO CUP
WH VE3 1 11cl 3.9oz
H: 5.8cm
Dia: 6.4cm
CTN QTY 12



SAUCER
WH VSS 1 12.8cm 5"
CTN QTY 12
(Fits WH VC111, WH VC9 1 & WH VSC31)



MUG
WH VM121 34cl 12oz
H: 11cm
Dia: 8cm
CTN QTY 12



BEVERAGE POT
WH SB301 85.2cl 30oz
H: 15cm
CTN QTY 4
REPLACEMENT LID
WH RL301
CTN QTY 6



BEVERAGE POT
WH SB151 42.6cl 15oz
H: 10.5cm
CTN QTY 4
REPLACEMENT LID
WH RL151
CTN QTY 6



ELEGANT TEAPOT
WH EB151 42.6cl 15oz
H: 11.5cm
CTN QTY 4
REPLACEMENT LID
WH RL15 1
CTN QTY 6



STAINLESS STEEL TEA FILTER
SS TF 1 H: 7.2cm 2¾"
D: 6cm 2¼"
CTN QTY 4
(Fits WH EB151)



JUG
WH SJ8 1 22.7cl 8oz
H: 8.5cm
CTN QTY 4
WH SJ4 1 11.4cl 4oz
H: 7cm
CTN QTY 4



JUG
WH SJ2 1 5.6cl 2oz
H: 5cm
CTN QTY 12



OPEN SUGAR BOWL
WH SSGR1 22.7cl 8oz
H: 6.2cm
Dia: 9.8cm
CTN QTY 12



BUTTER BLOCK
WH CBB 1 6cm 2¼"
2.8cl 1oz
CTN QTY 12



SUGAR SACHET HOLDER
WH SH 1 11.7 x 7.3cm
4¾" x 2¾"
CTN QTY 6



SALT PEPPER
WH SSA 1 7cm 2½"
CTN QTY 12
WH SPE 1 7cm 2½"
CTN QTY 12



BUDVASE
WH SBV 1 12.5cm 5"
CTN QTY 6



OPTIONAL LID
WH SSDL1
CTN QTY 12



See Churchill Profile cutlery on page 322 - 323




CHURCHILL® super vitrified

TRACE

Organic & Versatile

Soft, organic and versatile, Trace celebrates the beautiful simplicity of shape design. Trace is the perfect canvas for stunning food presentation. Manufactured in Churchill's Super Vitrified body, Trace is made to withstand the rigours of a busy hospitality kitchen without compromising on style.



ORGANIC ROUND PLATE
WH OG111 28.6cm 11¼"
CTN QTY 12



ORGANIC ROUND PLATE
WH OG101 26.4cm 10½"
CTN QTY 12



ORGANIC ROUND PLATE
WH OG81 21cm 8¼"
CTN QTY 12



ORGANIC ROUND PLATE
WH OG71 18.6cm 7¼"
CTN QTY 12



ORGANIC ROUND BOWL
WH OGB11 25.3cm 9¾"
110cl 38oz
CTN QTY 12



Trace shapes also available in melamine buffet items on page 302

CHURCHILL® super vitrified

EVOLVE

Stylishly Simple

Stylish and simple, Evolve is a versatile range of coupe shaped plates and bowls. Soft rimless coupe profiles lend themselves perfectly to classic and contemporary food presentation.



Featured with Sola Bali cutlery



COUPE PLATE
WH EV121 32.4cm 12 3/4"
CTN QTY 6



COUPE PLATE
WH EV111 28.8cm 11 1/4"
CTN QTY 12



COUPE PLATE
WH EV101 26cm 10 1/4"
CTN QTY 12



COUPE PLATE
WH EVP81 21.7cm 8 5/8"
CTN QTY 12



COUPE PLATE
WH EVP61 16.5cm 6 1/2"
CTN QTY 12



COUPE BOWL
WH PLC21 31cm 12"
240cl 84.5oz
CTN QTY 6



COUPE BOWL
WH EVB91 24.8cm 9 3/4"
113.6cl 40oz
CTN QTY 12



COUPE BOWL
WH EVB71 18.2cm 7 1/4"
42.6cl 15oz
CTN QTY 12



Covered by Churchill 5 Year Edge Chip Warranty



See Churchill Evolve cutlery on page 318 - 319

CHURCHILL® super vitrified

CHEFS' PLATES

Innovation in Shape Design

NEW ADDITIONS

A collection of innovative tableware shapes, Churchills Chefs' Plates add value to simplistic white tabletops. Soft, organic triangles and contemporary oblongs are ideal for sharing plates and for serving to smaller table settings.



NEW SHAPE



CHEFS' WALLED PLATE
WH WP281 27.5cm 10 3/4"
 H: 2cm
 CTN QTY 6
WH WP261 26cm 10 1/4"
 H: 2cm
 CTN QTY 6

NEW SHAPE



CHEFS' WALLED PLATE
WH WP211 21cm 8 1/4"
 H: 2cm
 CTN QTY 6
WH WP161 15.7cm 6 1/8"
 H: 2cm
 CTN QTY 6

NEW SHAPE



CHEFS' TRIANGLE WALLED PLATE
WH WT271 26cm 10 1/4"
 H: 2cm
 CTN QTY 6
WH WT211 20cm 7 7/8"
 H: 2cm
 CTN QTY 6



CHEFS' TRIANGLE PLATE
WH TC361 35.6 x 25 cm
 14" x 9 3/4"
 CTN QTY 6
WH TC351 35.5 x 18.8cm
 13 3/4" x 7 1/2"
 CTN QTY 6



CHEFS' TRIANGLE PLATE
WH TC301 30.4 x 20.5cm
 12" x 8"
 CTN QTY 6



CHEFS' TRIANGLE PLATE
WH TC261 26.5 x 20.5cm
 10 1/2" x 8"
 CTN QTY 12



CHEFS' TRIANGLE PLATE
WH TC201 20 x 15 cm
 7 7/8" x 5 7/8"
 CTN QTY 12



TRIANGLE SHALLOW BOWL
WH TB271 27.2 x 26.7cm
 10 3/4" x 10 1/2"
 CTN QTY 12
WH TB231 21 x 21cm
 8 1/4" x 8 1/4"
 CTN QTY 12



CHEFS' GEO PLATE
WH GE351 35 x 18.5cm
 13 3/4" x 7 1/4"
 CTN QTY 6
WH GE301 30 x 15.5cm
 11 3/4" x 6 1/4"
 CTN QTY 12



CHEFS' OBLONG PLATTER No.9
WH XP141 34.4 x 23.4cm
 13 1/2" x 9 1/4"
 CTN QTY 6



CHEFS' OBLONG PLATE No. 8
WH OBL41 30 x 19.9cm
 12" x 7 7/8"
 CTN QTY 6
CHEFS' OBLONG PLATE No. 7
WH OBL31 26.1 x 20.2cm
 10 1/4" x 8"
 CTN QTY 12



CHEFS' OBLONG PLATE No. 6
WH OBL21 23.7 x 15.7cm
 9 1/8" x 6 1/4"
 CTN QTY 12
CHEFS' OBLONG PLATE No. 5
WH OBL11 15.4 x 12.6cm
 6" x 5"
 CTN QTY 12



CHEFS' OBLONG PLATTER No.4
WH XO141 35.5 x 18.9cm
 13 7/8" x 7 3/4"
 CTN QTY 6
CHEFS' OBLONG PLATTER No.3
WH XO111 29.8 x 15.3cm
 11 3/4" x 6"
 CTN QTY 12



CHEFS' OBLONG PLATE No. 2
WH XO101 26.9 x 12.7cm
 10 1/2" x 5"
 CTN QTY 12
CHEFS' OBLONG PLATE No. 1
WH XO7 1 20 x 12.1cm
 7 7/8" x 4 7/8"
 CTN QTY 12



CHEFS' OVAL PLATE
WH OV351 34.7 x 17.3 cm
 13 3/8" x 6 3/4"
 CTN QTY 6
WH OV301 29.9 x 15 cm
 11 3/4" x 5 7/8"
 CTN QTY 12

Chefs' Plate shapes also available in Stonecast from page 52 and Studio Prints from page 118



CHURCHILL[®] super vitrified

X SQUARED+

Style & Impact

The X Squared+ collection features modern angular lines in both square and oblong shapes, creating a versatile and modular tableware range suitable for all styles of cuisine.



DEEP SQUARE PLATE
WH DS121 30cm 11 $\frac{1}{2}$ "
CTN QTY 6



DEEP SQUARE PLATE
WH DS101 26.8cm 10 $\frac{1}{2}$ "
CTN QTY 6



OBLONG PLATE
WH OP141 35 x 18.5cm
14" x 7 $\frac{1}{2}$ "
CTN QTY 6



OBLONG PLATE
WH OP111 29.5 x 15cm
11 $\frac{1}{2}$ " x 6"
CTN QTY 12



OBLONG PLATE
WH OP8 1 19.5 x 10.3cm
7 $\frac{3}{4}$ " x 4"
CTN QTY 12



BLACK SPARKLE
OBLONG PLATE
BCBKOP111 29.5 x 15cm
11 $\frac{1}{2}$ " x 6"
CTN QTY 12

COMPLEMENTARY ITEM:



SQUARE WOODEN
DELI BOARD
ZCAWSDB 1 32 x 24cm
9 $\frac{3}{4}$ " x 12 $\frac{5}{8}$ "
CTN QTY 4
(Fits WH OP111 & BCBKOP111)

CHURCHILL[®] super vitrified

X SQUARED

Style & Impact

The versatile X Squared collection in soft edged squares and oblongs offer contemporary presentation for a range of dishes including starters, mains and sharing plates. Practical, modular shapes create space savings solutions on the table top.



SQUARE PLATE
WH SP121 29.3cm 11½"
CTN QTY 12



SQUARE PLATE
WH SP111 25.2cm 10"
CTN QTY 12



SQUARE PLATE
WH SP9 1 21.5cm 8½"
CTN QTY 24
WH SP7 1 17cm 6½"
CTN QTY 12



SQUARE PASTA PLATE
WH SPP 1 28cm 11"
59.6cl 21oz
CTN QTY 12



SQUARE PASTA PLATE
WH SSP 1 24.5cm 9¾"
48.3cl 17oz
CTN QTY 12



SQUARE BOWL
WH SQ101 23.5cm 9¼"
127.9cl 45oz
CTN QTY 12



SQUARE BOWL
WH SQ9 1 20.7cm 8"
93.8cl 33oz
CTN QTY 12



SQUARE BOWL
WH SQ7 1 17.5cm 7"
56.8cl 20oz
CTN QTY 12

CHURCHILL® super vitrified

ORB

Contemporary Curves

Contemporary Orb ovals feature an angular tilt, enhancing food presentation and adding interest to simplistic white tableware. Available in four key sizes, perfect for a variety of dishes from the main course to starters or sides.



Featured with Sola Lima & Lotus cutlery



OVAL PLATE
WH OR141 34.6 x 26.3 x 5cm
 13 5/8" x 9" x 2"
 CTN QTY 12



OVAL PLATE
WH OR121 29 x 22.7 x 3.8cm
 11 1/2" x 9" x 1 1/2"
 CTN QTY 12



OVAL PLATE
WH OR101 25 x 19.4 x 3.2cm
 9 1/2" x 7 1/2" x 1 1/4"
 CTN QTY 12



OVAL PLATE
WH OR81 19.5 x 15 x 2.5cm
 7 3/4" x 5 7/8" x 1"
 CTN QTY 12



COMPLEMENTARY ITEMS:



SPARK WHITE BOWL
WH SBSK1 13 x 7.6cm
 5 1/8" x 3"
 55cl 19.3oz
 CTN QTY 6



SPARK SAPPHIRE BOWL
BCBLSBSK1 13 x 7.6cm
 5 1/8" x 3"
 55cl 19.3oz
 CTN QTY 6



SPARK ONYX BOWL
BCBKSBSK1 13 x 7.6cm
 5 1/8" x 3"
 55cl 19.3oz
 CTN QTY 6



CHURCHILL® super vitrified

ORBIT

Striking Soft Ovals

Orbit features versatile and minimalistic shapes, the coupe ovals provide simplistic platforms for a variety of food styles. The soft shapes are fully stackable and designed with durability and functionality in mind.



OVAL COUPE PLATE
WH OP121 31.7 x 25.5cm
 12½" x 10"
 CTN QTY 12



OVAL COUPE PLATE
WH OP581 27 x 22.9cm
 10½" x 9"
 CTN QTY 12



OVAL COUPE PLATE
WH OP9 1 23.8 x 20cm
 9½" x 7¾"
 CTN QTY 12



OVAL COUPE PLATE
WH OP7 1 19.2 x 16cm
 7¾" x 6¼"
 CTN QTY 12



OVAL COUPE BOWL
WH OB101 25.5 x 21.2cm
 10" x 8¼"
 59.6cl 21oz
 CTN QTY 12



OVAL BOWL
WH OB8 1 21 x 17cm
 8" x 6½"
 48cl 17oz
 CTN QTY 12



OVAL BOWL
WH OB7 1 18 x 14cm
 7" x 5½"
 30cl 10.5oz
 CTN QTY 12



OVAL PASTA PLATE
WH OPP 1 31 x 26.5cm
 12" x 10½"
 59.6cl 21oz
 CTN QTY 12



OVAL SOUP PLATE
WH OSP 1 27.5 x 22cm
 10¾" x 8¾"
 40cl 14oz
 CTN QTY 12



LOTUS

Organic Presentation

Soft and organic triangle shapes across a range of pure white plates and bowls, ideal for serving all manner of dishes. Lotus offers innovation in shape design, adding value to the dining experience and elevating food presentation.



TRIANGLE PLATE
WH TR121 31.1cm 12¼"
CTN QTY 6



TRIANGLE PLATE
WH TR101 26.5cm 10½"
CTN QTY 12



TRIANGLE PLATE
WH TR91 22.9cm 9"
CTN QTY 12



TRIANGLE PLATE
WH TR71 19.2cm 7¾"
CTN QTY 12



TRIANGLE BOWL
WH TRB91 23.5cm 9¼"
60cl 21oz
CTN QTY 12



TRIANGLE BOWL
WH TRB71 18.5cm 7¼"
37cl 13oz
CTN QTY 12



TRIANGLE BOWL
WH TRB61 15.3cm 6"
26cl 9oz
CTN QTY 12



TRIANGLE SHALLOW BOWL
WH TB271 27.2 x 26.7cm
10½" x 10½"
CTN QTY 12



TRIANGLE SHALLOW BOWL
WH TB231 21 x 21cm
8¼" x 8¼"
CTN QTY 12



CHEFS' TRIANGLE PLATE
WH TC361 35.6 x 25 cm
14" x 9¾"
CTN QTY 6



CHEFS' TRIANGLE PLATE
WH TC351 35.5 x 18.8cm
13¾" x 7½"
CTN QTY 6




CHEFS' TRIANGLE PLATE
WH TC301 30.4 x 20.5cm
12" x 8"
CTN QTY 6



CHEFS' TRIANGLE PLATE
WH TC261 26.5 x 20.5cm
10¼" x 7¾"
CTN QTY 12



CHEFS' TRIANGLE PLATE
WH TC201 20 x 15 cm
7¾" x 5¾"
CTN QTY 12



Lotus shape also available in melamine buffet items on page 303

CHURCHILL® super vitrified

MEDITERRANEAN & EQUATION

A Taste of Summer & Signature Style

The Mediterranean and Equation ranges provide great flexibility for all manner of dishes. Equation adds style and interest to the humble rimmed bowl while Mediterranean is inspired by South European cuisines.



MEDITERRANEAN



MEDITERRANEAN DISH
WH MD111 28.5cm 11"
 CTN QTY 12
WH MD101 25.6cm 10"
 CTN QTY 12



ROUND BOWL
WH PRL11 25.6cm 10"
 80cl 28oz
 CTN QTY 6



SALAD BOWL
WH SBL1 25.2cm 9 7/8"
 130.7cl 46oz
 CTN QTY 12



SALAD BOWL
WH SBM1 21.3cm 8 3/8"
 80cl 28oz
 CTN QTY 12
WH SBS1 17.2cm 6 3/4"
 48.3cl 17oz
 CTN QTY 12



UNHANDLED MINI JUG
WH MJ1 9cl 3oz
 CTN QTY 24
WH MJ2 5.68cl 2oz
 CTN QTY 24



WHITE MEZZE DISH
WH MZ71 13cm 5 1/4"
 19.8cl 7oz
 CTN QTY 12
WH MZ41 11cm 4 3/8"
 11.4cl 4oz
 CTN QTY 12



ONYX MEZZE DISH
BCBKMZ71 13cm 5 1/4"
 19.8cl 7oz
 CTN QTY 12
BCBKMZ41 11cm 4 3/8"
 11.4cl 4oz
 CTN QTY 12

EQUATION



ROUND PASTA PLATE
WH ERPP1 31cm 12"
 59.6cl 21oz
 CTN QTY 12



OVAL PASTA PLATE
WH OPP1 31 x 26.5cm
 12" x 10 1/2"
 59.6cl 21oz
 CTN QTY 12



SQUARE PASTA PLATE
WH SPP1 28 x 28cm
 11" x 11"
 59.6cl 21oz
 CTN QTY 12



SMALL ROUND PASTA PLATE
WH SERP1 26.1cm 10"
 45cl 16oz
 CTN QTY 12



OVAL SOUP PLATE
WH OSP1 27.5 x 22cm
 10 3/4" x 8 3/4"
 40cl 14oz
 CTN QTY 12



SQUARE SOUP PLATE
WH SSP1 24.5 x 24.5cm
 9 7/8" x 9 7/8"
 48.3cl 17oz
 CTN QTY 12



CLASSIC

High Performance

The original Classic collection, simple shapes designed to perform in the most rigorous of hospitality environments. A comprehensive solution of core tableware pieces, including eight plate sizes, ideal to form the basis of any tabletop combination.



CLASSIC SERVICE PLATE
WH CS121 31.2cm 12¼"
CTN QTY 12



CLASSIC PLATE
WH CP121 31.2cm 12¼"
CTN QTY 12



CLASSIC PLATE
WH CP111 28cm 11"
CTN QTY 12



CLASSIC PLATE
WH CP581 27.3cm 10¾"
CTN QTY 12



CLASSIC PLATE
WH CP101 25.4cm 10"
CTN QTY 24



CLASSIC PLATE
WH CP91 23cm 9"
CTN QTY 24



CLASSIC PLATE
WH CP81 20.3cm 8"
CTN QTY 24



CLASSIC PLATE
WH CP651 16.5cm 6½"
CTN QTY 24



PASTA PLATE
WH RPP1 30cm 11¾"
71cl 25oz
CTN QTY 12



PASTA PLATE
WH PP1 28cm 11"
68.2cl 24oz
CTN QTY 12



CLASSIC RIMMED SOUP
WH S91 23cm 9"
32.5cl 11.4oz
CTN QTY 24



OVAL RIMMED DISH
WH RD141 36.5 x 29.3cm
14½" x 11½"
CTN QTY 6



NOVA

A Blank Canvas

Nova is a range of plates and bowls in key sizes combining understated design with functionality and durability. The narrow rim of Nova allows greater service area for food presentation. Ideal for all types of dining occasions no matter the scale.



NOVA PLATE
WH P12 1 30.5cm 12"
CTN QTY 12



NOVA PLATE
WH P11 1 28cm 11"
CTN QTY 12



NOVA PLATE
WH P10 1 25.4cm 10"
CTN QTY 24



NOVA PLATE
WH P9 1 23cm 9"
CTN QTY 24



NOVA PLATE
WH P8 1 20.3cm 8"
CTN QTY 24



NOVA PLATE
WH P7 1 17.8cm 7"
CTN QTY 24



NOVA PLATE
WH P6 1 15.2cm 6"
CTN QTY 24



PIZZA PLATE/PLATTER
WH PPP 1 34cm 13½"
CTN QTY 6



PIZZA PLATE/PLATTER
WH PP111 28.6cm 11¼"
CTN QTY 12



NOVA RIMMED SOUP
WH NSB 1 21cm 8¼"
49cl 17.2oz
CTN QTY 24



WHITE

Complement any table top with pure white

This collection of White bowls, ovals and accessories provide a comprehensive choice of key shapes and sizes. All products perfectly co-ordinate with the other Churchill Super Vitrified ranges.



OVAL PLATE / PLATTER
WH D14 1 36cm 14 1/2"
CTN QTY 12



OVAL PLATE / PLATTER
WH D13 1 34cm 13 1/2"
CTN QTY 12



OVAL PLATE / PLATTER
WH D12 1 30.5cm 12"
CTN QTY 12



OVAL PLATE / PLATTER
WH D11 1 28cm 11"
CTN QTY 12



OVAL PLATE / PLATTER
WH D10 1 25.4cm 10"
CTN QTY 12



OVAL PLATE / PLATTER
WH D9 1 23cm 9"
CTN QTY 12



OVAL PLATE / PLATTER
WH D8 1 20.3cm 8"
CTN QTY 12



CLASSIC RIMMED SOUP
WH S9 1 23cm 9"
32.5cl 11.4oz
CTN QTY 24



NOVA RIMMED SOUP
WH NS8 1 21cm 8 1/4"
49cl 17.2oz
CTN QTY 24



RIMMED FRUIT BOWL
WH SR 1 16cm 6 1/4"
19cl 6.7oz
CTN QTY 24



RIMLESS FRUIT BOWL
WH F 1 12.7cm 5"
14cl 4.9oz
CTN QTY 24



OATMEAL BOWL
WH O 1 15.2cm 6"
36cl 12.7oz
CTN QTY 24



CHURCHILL® super vitrified WHITE



SERVING BOWL
WH SBB 1 21.4cm 8½"
137cl 48.2oz
CTN QTY 12



COUPE BOWL
WH C7 1 18.5cm 7¼"
54cl 19oz
CTN QTY 24



RICE BOWL
WH RB451 11.5cm 4½"
28cl 10oz
CTN QTY 24



LARGE FOOTED BOWL
WH LSB 1 14.5cm 5½"
71cl 25oz
CTN QTY 6



SOUP BOWL
WH SB 1 13cm 5¼"
54cl 19oz
CTN QTY 6
WH SMB 1 12cm 4¾"
44cl 16oz
CTN QTY 6



SOUP BOWL
WH SSB 1 11cm 4¾"
28cl 10oz
CTN QTY 24



CONSOUMÉ BOWL
(without handles)
WH NSU 1 11.5cm 4½"
40cl 14oz
CTN QTY 24



CONSOUMÉ BOWL
(without handles)
WH ASU 1 10.5cm 4¼"
28cl 10oz
CTN QTY 24



CONSOUMÉ BOWL
(with handles)
WH CSC 1 11.5cm 4½"
40cl 14oz
CTN QTY 24



CONSOUMÉ STAND
WH TSOL1 15cm 5¾"
CTN QTY 24



SANDRINGHAM JUG/
CREAMER
WH JS1 1 56cl 20oz
H: 15cm
CTN QTY 4
WH JS501 28cl 10oz
H: 12cm
CTN QTY 4



SANDRINGHAM JUG/
CREAMER
WH JS251 14cl 5oz
H: 10cm
CTN QTY 4



GRAVY BOAT
WH GB 1 36.2cl 13oz
CTN QTY 4



MINI SAUCE BOAT
WH MSB 1 11.2cl 4oz
H: 6.5cm
Dia: 11cm
CTN QTY 6



GRAVY BOAT STAND
WH DB 1 20.3cm 8"
CTN QTY 12



CRESCENT SALAD PLATE
WH CR 1 20.3cm 8"
CTN QTY 12



BUTTER PAD
WH BP 1 10cm 4"
CTN QTY 24



VINEGAR / OIL BOTTLE
WH VB 1 16cl 6oz
H: 13cm
CTN QTY 6



EGG CUP
WH EC 1 4.8cm 1¾"
CTN QTY 24



SACHET HOLDER
WH SH 1 11.7 x 7.3cm
4¾" x 2¾"
CTN QTY 6



BUD VASE
WH BV 1 12.7cm 5"
CTN QTY 6



SANDRINGHAM /
NOVA SUGAR BOWL
WH B35 1 9cm 3½"
25.6cl 9oz
CTN QTY 12



SUGAR BOWL LID
WH LS 1 9cm 3½"
CTN QTY 6
(bowl does not come
with lid as standard)



SANDRINGHAM
SALT & PEPPER
WH SS 1 8.4cm 3¼"
CTN QTY 12
WH PS 1 8.4cm 3¼"
CTN QTY 12

BUCKINGHAM

Traditional Design

The distinctive Buckingham design has a timeless presence, featuring a decorative embossment on classical white, the design has a vintage charm. Combine Buckingham with other white collections for a simplistic look, or mix in some colour with Vintage Prints for a retro feel.



Featured with Sola Durban cutlery



BUCKINGHAM PLATE
W BP121 30.5cm 12"
 CTN QTY 12
W BP111 28cm 11"
 CTN QTY 12



BUCKINGHAM PLATE
W BP101 25.4cm 10"
 CTN QTY 24
W BP81 21.5cm 8½"
 CTN QTY 24



BUCKINGHAM PLATE
W BP651 16.5cm 6½"
 CTN QTY 24



OVAL PLATE/PLATTER
W BD121 30.5cm 12"
 CTN QTY 12
W BD101 25.4cm 10"
 CTN QTY 12



PASTA PLATE
W BPP1 28cm 11"
 62.5cl 22oz
 CTN QTY 12



RIMMED SOUP BOWL
W BS91 23cm 9"
 33cl 11.6oz
 CTN QTY 24



OATMEAL BOWL
W BO1 18cm 7"
 39cl 13.2oz
 CTN QTY 24



ELEGANT CONSOUMÉ BOWL (without handles)
W BEC1 14cm 5½"
 38.5cl 13.5oz
 CTN QTY 24



ELEGANT TEA CUP
W BCE1 21cl 7.5oz
 H: 7.4cm
 Dia: 8.2cm
 CTN QTY 24



STACKING TEA CUP
W BC1 21cl 7.5oz
 H: 6cm
 Dia: 8.5cm
 CTN QTY 24



TEA SAUCER
W BCTS1 15.2cm 6"
 CTN QTY 24
 (Fits W BEC1, W BCE1 & W BC1)



LARGE SAUCER
W BTS1 15.2cm 6"
 CTN QTY 24
 (Fits W BCE1 & W BC1)



MUG
W BM501 28cl 10oz
 H: 8cm
 Dia: 8.2cm
 CTN QTY 24



TEAPOT
W BT11 56cl 20oz
 H: 14cm
 CTN QTY 4



COFFEE POT
W BCF11 56cl 20oz
 H: 8cm
 CTN QTY 4



JUG/CREAMER
W BJ501 28cl 10oz
 H: 12cm
 CTN QTY 4
W BJ251 14cl 5oz
 H: 10cm
 CTN QTY 4

REPLACEMENT LID
W BLT11
 CTN QTY 6

REPLACEMENT LID
W BLC11
 CTN QTY 6



CHATEAU

Elegant Embossment

A classical and elegant embossed tableware range, the charm of Chateau has endured through the years. The decorative edge has a subtlety that creates a versatile and timeless tableware collection.



CHATEAU PLATE
WT TP111 28cm 11"
CTN QTY 12



CHATEAU PLATE
WT TP101 25.4cm 10"
CTN QTY 24



CHATEAU PLATE
WT TP91 23cm 9"
CTN QTY 24



CHATEAU PLATE
WT TP651 16.5cm 6½"
CTN QTY 24



OATMEAL BOWL
WT TO 1 15.2cm 6"
36cl 12.7oz
CTN QTY 24



TEA CUP
WT TCT 1 20cl 7oz
H: 6.5cm
Dia: 8cm
CTN QTY 24



MOCHA / COFFEE SAUCER
WT TCS 1 13.6cm 5½"
CTN QTY 24
(Fits WT TCT 1)



ELEGANT MUG
WT TM 1 28cl 10oz
H: 8cm
Dia: 8.2cm
CTN QTY 6



TEAPOT
WT T28 1 80cl 28oz
H: 14cm
CTN QTY 4
REPLACEMENT LID
WH TL28 1
CTN QTY 6



BEVERAGE POT
WT T12 1 36cl 12.5oz
H: 13cm
CTN QTY 4
REPLACEMENT LID
WT TL121
CTN QTY 6



MILK JUG
WT TJ5 1 14cl 5oz
CTN QTY 4



NEW COLOURS & ADDITIONS

NOURISH

Versatility and Innovation

The Nourish collection features a range of bowls and dip pots decorated in artisan style glazes. A comprehensive range, Nourish is ideal for grazing, bowl foods and side dishes; the perfect accompaniment to fresh and local dishes from around the world.



WHITE



SNACK BOWL
WH BS141 40cl 14oz
H: 6.5cm
Dia: 13cm 5¼"
CTN QTY 12



SHALLOW BOWL
WH BSB91 126cl 9oz
H: 4.5cm
Dia: 13cm 5¼"
CTN QTY 12



SHALLOW BOWL
WH BSB61 20cl 7oz
H: 4cm
Dia: 11.6cm 4½"
CTN QTY 12



CHIP MUG
WH BSCM1 29cl 11oz
H: 8cm
Dia: 10cm 3¾"
CTN QTY 12



DEEP BOWL
WH BSDB1 24cl 8.4oz
H: 6cm
Dia: 10.2cm 4"
CTN QTY 12



DIP POT
WH BSD41 11cl 4oz
H: 5cm
Dia: 8.5cm 3¾"
CTN QTY 12



DIP POT
WH BSD21 6cl 2oz
H: 4cm
Dia: 7cm 2¾"
CTN QTY 12

TOKYO BLACK

NEW SHAPE



NOODLE BOWL
RBBKNDL1 107.5cl 37.8oz
H: 8cm
Dia: 18.3cm 7¼"
CTN QTY 6



DEEP BOWL
RBBKDPW1 77cl 26oz
H: 7cm
Dia: 15.5cm
CTN QTY 6



CHIP MUG
RBBKBSCM1 29cl 11oz
H: 8cm
Dia: 10cm 3¾"
CTN QTY 12



DEEP BOWL
RBBKBSDB1 24cl 8.4oz
H: 6cm
Dia: 10.2cm 4"
CTN QTY 12

SIENA BROWN

NEW SHAPE



NOODLE BOWL
RBBRNDL1 107.5cl 37.8oz
H: 8cm
Dia: 18.3cm 7¼"
CTN QTY 6



DEEP BOWL
RBBRDPW1 77cl 26oz
H: 7cm
Dia: 15.5cm
CTN QTY 6



CHIP MUG
RBBRBSM1 29cl 11oz
H: 8cm
Dia: 10cm 3¾"
CTN QTY 12



DEEP BOWL
RBBRBSDB1 24cl 8.4oz
H: 6cm
Dia: 10.2cm 4"
CTN QTY 12

CHURCHILL[®] super vitrified NOURISH

OSLO BLUE

NEW



NOODLE BOWL
RBBLNDBL1 107.5cl 37.8oz
H: 8cm
Dia: 18.3cm 7¼"
CTN QTY 6

NEW SHAPE



DEEP BOWL
RBBLDPBW1 77cl 26oz
H: 7cm
Dia: 15.5cm
CTN QTY 6



SNACK BOWL
RBBLBS141 40cl 14oz
H: 6.5cm
Dia: 13cm 5¼"
CTN QTY 12



SHALLOW BOWL
RBBLBSB91 26cl 9oz
H: 4.5cm
Dia: 13cm 5¼"
CTN QTY 12
RBBLBSB61 20cl 7oz
H: 4cm
Dia: 11.6cm 4½"
CTN QTY 12



CHIP MUG
RBBLBSCM1 29cl 11oz
H: 8cm
Dia: 10cm 3¾"
CTN QTY 12



DEEP BOWL
RBBLBSD1 24cl 8.4oz
H: 6cm
Dia: 10.2cm 4"
CTN QTY 12



DIP POT
RBBLBSD41 11cl 4oz
H: 5cm
Dia: 8.5cm 3⅜"
CTN QTY 12



DIP POT
RBBLBSD21 6cl 2oz
H: 4cm
Dia: 7cm 2¾"
CTN QTY 12

PETRA SAND

NEW COLOUR



SNACK BOWL
RBSABS141 40cl 14oz
H: 6.5cm
Dia: 13cm 5¼"
CTN QTY 12



SHALLOW BOWL
RBSABS91 126cl 9oz
H: 4.5cm
Dia: 13cm 5¼"
CTN QTY 12



SHALLOW BOWL
RBSABS61 20cl 7oz
H: 4cm
Dia: 11.6cm 4½"
CTN QTY 12



CHIP MUG
RBSABSCM1 29cl 11oz
H: 8cm
Dia: 10cm 3¾"
CTN QTY 12



DEEP BOWL
RBSABSD1 24cl 8.4oz
H: 6cm
Dia: 10.2cm 4"
CTN QTY 12



DIP POT
RBSABSD41 11cl 4oz
H: 5cm
Dia: 8.5cm 3⅜"
CTN QTY 12



DIP POT
RBSABSD21 6cl 2oz
H: 4cm
Dia: 7cm 2¾"
CTN QTY 12

SEATTLE GREY

NEW COLOUR



SNACK BOWL
RBGYBS141 40cl 14oz
H: 6.5cm
Dia: 13cm 5¼"
CTN QTY 12



SHALLOW BOWL
RBGYBS91 126cl 9oz
H: 4.5cm
Dia: 13cm 5¼"
CTN QTY 12



SHALLOW BOWL
RBGYBS61 20cl 7oz
H: 4cm
Dia: 11.6cm 4½"
CTN QTY 12



CHIP MUG
RBGYBSCM1 29cl 11oz
H: 8cm
Dia: 10cm 3¾"
CTN QTY 12



DEEP BOWL
RBGYBSD1 24cl 8.4oz
H: 6cm
Dia: 10.2cm 4"
CTN QTY 12



DIP POT
RBGYBSD41 11cl 4oz
H: 5cm
Dia: 8.5cm 3⅜"
CTN QTY 12



DIP POT
RBGYBSD21 6cl 2oz
H: 4cm
Dia: 7cm 2¾"
CTN QTY 12

ANDORRA GREEN

NEW COLOUR



SNACK BOWL
RBGNBS141 40cl 14oz
H: 6.5cm
Dia: 13cm 5¼"
CTN QTY 12



SHALLOW BOWL
RBGNBS91 126cl 9oz
H: 4.5cm
Dia: 13cm 5¼"
CTN QTY 12



SHALLOW BOWL
RBGNBS61 20cl 7oz
H: 4cm
Dia: 11.6cm 4½"
CTN QTY 12



CHIP MUG
RBGNBSCM1 29cl 11oz
H: 8cm
Dia: 10cm 3¾"
CTN QTY 12



DEEP BOWL
RBGNBSD1 24cl 8.4oz
H: 6cm
Dia: 10.2cm 4"
CTN QTY 12



DIP POT
RBGNBSD41 11cl 4oz
H: 5cm
Dia: 8.5cm 3⅜"
CTN QTY 12



DIP POT
RBGNBSD21 6cl 2oz
H: 4cm
Dia: 7cm 2¾"
CTN QTY 12

BIT ON THE SIDE

Versatility and Innovation

Innovative shapes and reactive glazes enhance the presentation of side dishes, bowl foods and sharing plates. The versatile shapes are designed to work alongside a variety of other Churchill tableware and wood items.



Featured with Churchill Cooper cutlery



CHIP MUGS



RIPPLE WHITE CHIP MUG
WH RPCM1 9.5 x 8.3cm
 3 7/8" x 3 1/4"
 28cl 10oz
 CTN QTY 12



RIPPLE CINNAMON CHIP MUG
BCBRRPCM1 9.5 x 8.3cm
 3 7/8" x 3 1/4"
 28cl 10oz
 CTN QTY 12



RIPPLE SAPPHIRE CHIP MUG
BCBLRPCM1 9.5 x 8.3cm
 3 7/8" x 3 1/4"
 28cl 10oz
 CTN QTY 12

DIP POTS



RIPPLE WHITE DIP POT
WH RPD41 7 x 6.2cm
 2 7/8" x 2 1/2"
 11cl 4oz
 CTN QTY 12
WH RPD21 5.9 x 5cm
 2 1/8" x 2"
 5.7cl 2oz
 CTN QTY 12



RIPPLE CINNAMON DIP POT
BCBRRPD41 7 x 6.2cm
 2 7/8" x 2 1/2"
 11cl 4oz
 CTN QTY 12
BCBRRPD21 5.9 x 5cm
 2 1/8" x 2"
 5.7cl 2oz
 CTN QTY 12



RIPPLE SAPPHIRE DIP POT
BCBLRPD41 7 x 6.2cm
 2 7/8" x 2 1/2"
 11cl 4oz
 CTN QTY 12
BCBLRPD21 5.9 x 5cm
 2 1/8" x 2"
 5.7cl 2oz
 CTN QTY 12



SQUARE DIP POT
WH BODP1 5.5cm 2 1/4"
 5.7cl 2oz
 CTN QTY 24

RIPPLE BOWLS



RIPPLE WHITE BOWL
WH SBRP1 13 x 7.4cm
 5 1/8" x 2 7/8"
 56cl 19.7oz
 CTN QTY 6



RIPPLE CINNAMON BOWL
BCBRSBRP1 13 x 7.4cm
 5 1/8" x 2 7/8"
 56cl 19.7oz
 CTN QTY 6



RIPPLE SAPPHIRE BOWL
BCBLSBRP1 13 x 7.4cm
 5 1/8" x 2 7/8"
 56cl 19.7oz
 CTN QTY 6



RIPPLE WHITE SNACK BOWL
WH RP101 12 x 5.7cm
 4 7/8" x 2 1/4"
 28cl 10oz
 CTN QTY 12
WH RP6 1 10.4 x 4.9cm
 4" x 2"
 17cl 6oz
 CTN QTY 12



RIPPLE CINNAMON SNACK BOWL
BCBRRP101 12 x 5.7cm
 4 7/8" x 2 1/4"
 28cl 10oz
 CTN QTY 12
BCBRRP6 1 10.4 x 4.9cm
 4" x 2"
 17cl 6oz
 CTN QTY 12



RIPPLE SAPPHIRE SNACK BOWL
BCBLRP101 12 x 5.7cm
 4 7/8" x 2 1/4"
 28cl 10oz
 CTN QTY 12
BCBLRP6 1 10.4 x 4.9cm
 4" x 2"
 17cl 6oz
 CTN QTY 12



RIPPLE ONYX SNACK BOWL
BCBKR101 12 x 5.7cm
 4 7/8" x 2 1/4"
 28cl 10oz
 CTN QTY 12

CHURCHiLL[®] super vitrified BIT ON THE SIDE

SPARK BOWLS



SPARK WHITE BOWL
WH SBSK1 13 x 7.6cm
5 1/4" x 3"
55cl 19.3oz
CTN QTY 6 ⊕



SPARK SAPPHIRE BOWL
BCBLSBSK1 13 x 7.6cm
5 1/4" x 3"
55cl 19.3oz
CTN QTY 6 ⊕



SPARK ONYX BOWL
BCBKBSK1 13 x 7.6cm
5 1/4" x 3"
55cl 19.3oz
CTN QTY 6 ⊕

SQUARE BOWL



SQUARE WHITE BOWL
WH BOSB1 13.5 x 13.5 x 7cm
5 3/8" x 5 3/8" x 2 3/4"
51.1cl 18oz
CTN QTY 12



BUCKINGHAM WHITE BOWL
W BESC1 14 x 5.8cm
2 3/4" x 5 1/2"
38.5cl 13.5oz
CTN QTY 24 ⊕

ZEST BOWLS



ZEST WHITE BOWL
WH SBZE1 12.9 x 7.6cm
5" x 3"
50cl 17.5oz
CTN QTY 6 ⊕



ZEST SAPPHIRE BOWL
BCBLSBZE1 12.9 x 7.6cm
5" x 3"
50cl 17.5oz
CTN QTY 6 ⊕



ZEST ONYX BOWL
BCBKSBZE1 12.9 x 7.6cm
5" x 3"
50cl 17.5oz
CTN QTY 6 ⊕



ZEST SNACK BOWL
WH ZE121 12.1 x 6.5cm
4 7/8" x 2 1/2"
34cl 12oz
CTN QTY 12
WH ZE101 11.6 x 6cm
4 1/2" x 2 3/4"
28cl 10oz
CTN QTY 12
WH ZE651 10 x 6cm
4 1/2" x 2 1/2"
19cl 6.5oz
CTN QTY 12



ZEST SNACK BOWL
BCBKZE121 12.1 x 6.5cm
4 7/8" x 2 1/2"
34cl 12oz
CTN QTY 12
BCBKZE101 11.6 x 6cm
4 1/2" x 2 3/4"
28cl 10oz
CTN QTY 12

SOUP BOWL



WHITE SOUP BOWL
WH RBL1 47cl 16oz
H: 6.3cm
Dia: 13.2cm
CTN QTY 12

DISHES



WHITE ROUND DISH
WH ID7 1 18.5 x 16.8cm
7 1/4" x 6 5/8"
35.8cl 12.6oz
CTN QTY 12



WHITE ROUND DISH
WH ID6 1 16 x 14.5cm
6 1/4" x 5 3/4"
24.7cl 8.7oz
CTN QTY 12

DIP DISHES



RIPPLE WHITE DIP DISH
WH RPDD1 11.3 x 3.5cm
4 1/2" x 1 1/8"
14cl 5oz
CTN QTY 12



RIPPLE CINNAMON DIP DISH
BCBRRPDD1 11.3 x 3.5cm
4 1/2" x 1 1/8"
14cl 5oz
CTN QTY 12



RIPPLE SAPPHIRE DIP DISH
BCBLRPDD1 11.3 x 3.5cm
4 1/2" x 1 1/8"
14cl 5oz
CTN QTY 12



SQUARE DIP DISH
WH BODD1 10.5 x 3cm
4 1/8" x 1 1/4"
14cl 5oz
CTN QTY 24



BUTTER BLOCK
WH BBB 1 6cm 2 1/8"
2.8cl 1oz
CTN QTY 12



BUTTER BLOCK
WH CBB 1 6cm 2 1/8"
2.8cl 1oz
CTN QTY 12



SAUCE DISH
WH SD4 1 11cl 4oz
H: 5cm
Dia: 8.5cm
CTN QTY 24
WH SD3 1 9cl 3oz
H: 4cm
Dia: 8cm
CTN QTY 24
WH SD2 1 5.68cl 2oz
H: 2.7cm
Dia: 8cm
CTN QTY 24

SAUCE BOWLS

JUGS



SQUARE LARGE JUG
WH BOJM1 12 x 10 x 8.5cm
4 7/8" x 4" x 3 3/8"
34cl 12oz
CTN QTY 4



SQUARE LARGE JUG
WH BOJS1 8 x 7 x 6cm
3 1/4" x 2 3/4" x 2 3/8"
8.5cl 3oz
CTN QTY 4



MINI SAUCE BOAT
WH BSSB1 14cl 5oz
H: 5cm
CTN QTY 6

PLANT POTS



PAPRIKA PLANT POT
BCPAPL171 10.4 x 10.9cm
4 1/8" x 4 1/4"
48.3cl 17oz
CTN QTY 6
BCPAPL121 9 x 9.7cm
2 7/8" x 3 7/8"
34cl 12oz
CTN QTY 12



PAPRIKA PLANT POT
BCPAPL4 1 6.7 x 6.9cm
2 3/4" x 2 3/4"
11.4cl 4oz
CTN QTY 12



PAPRIKA PLANT POT
BCPAPL2 1 5.5 x 5.8cm
2 1/4" x 2 1/4"
5.7cl 2oz
CTN QTY 12



PAPRIKA DIP DISH
BCPAPL5 1 3.5 x 9.7cm
3 7/8" x 1 1/2"
14.2cl 5oz
CTN QTY 12



PEBBLE PLANT POT
BCPEPL171 10.4 x 10.9cm
4 1/8" x 4 1/4"
48.3cl 17oz
CTN QTY 6
BCPEPL121 9 x 9.7cm
2 7/8" x 3 7/8"
34cl 12oz
CTN QTY 12

BOWL LIDS/SIDE PLATES



WHITE LID/SIDE PLATE
WH SBLD1 14.6cm 5 3/4"
CTN QTY 6 ⊕



CINNAMON LID/SIDE PLATE
BCBRSBLD1 14.6cm 5 3/4"
CTN QTY 6 ⊕



SAPPHIRE LID/SIDE PLATE
BCBLSBLD1 14.6cm 5 3/4"
CTN QTY 6 ⊕



ONYX LID/SIDE PLATE
BCBKSBLD1 14.6cm 5 3/4"
CTN QTY 6 ⊕



PEBBLE PLANT POT
BCPEPL4 1 6.7 x 6.9cm
2 3/4" x 2 3/4"
11.4cl 4oz
CTN QTY 12



PEBBLE PLANT POT
BCPEPL2 1 5.5 x 5.8cm
2 1/4" x 2 1/4"
5.7cl 2oz
CTN QTY 12



PEBBLE DIP DISH
BCPEPL5 1 3.5 x 9.7cm
3 3/8" x 1 1/2"
14.2cl 5oz
CTN QTY 12

HANDLED PADDLE



WHITE HANDLED PADDLE
WH PDLH1 28.4cm 11 1/8"
CTN QTY 6

CHURCHILL® super vitrified

COOKWARE

Assured Performance

Cookware is an attractive oven-to-tableware range that combines vital performance with contemporary understated design. Featuring a high thermal shock resistance to reduce breakages, Cookware offers excellent heat retention properties and is oven, microwave and dishwasher safe.



RECTANGULAR DISH
WHCWLASN1 16 x 12 x 5cm
6 5/8" x 4 7/8" x 2"
60cl 21.1oz
CTN QTY 12



RECTANGULAR DISH
BCBKLASN1 16 x 12 x 5cm
6 5/8" x 4 7/8" x 2"
60cl 21.1oz
CTN QTY 12



SHALLOW RECTANGULAR DISH
WHCWSASN1 15.5 x 11.5 x 4cm
6 1/8" x 4 1/2" x 1 1/2"
40cl 14oz
CTN QTY 12



SQUARE PIE DISH
WHCWSPDN1 12 x 12 x 5cm
4 7/8" x 4 7/8" x 2"
45cl 15.8oz
CTN QTY 12



SQUARE PIE DISH
BCBKSPDN1 12 x 12 x 5cm
4 7/8" x 4 7/8" x 2"
45cl 15.8oz
CTN QTY 12



ROUND PIE DISH
WHCWRPDN1 13.5cm x 5cm
5 1/4" x 2"
50cl 17.6oz
CTN QTY 12



ROUND PIE DISH
BCBKRPDN1 13.5 x 5cm
5 1/4" x 2"
50cl 17.6oz
CTN QTY 12



OVAL PIE DISH
WHCWOPDN1 15.2 x 11.3 x 5cm
6" x 4 3/4" x 2"
45cl 15.8oz
CTN QTY 12



OVAL PIE DISH
BCBKOPDN1 15.2 x 11.3 x 5cm
6" x 4 3/4" x 2"
45cl 15.8oz
CTN QTY 12



OVAL EARED DISH
WHCWLOEN1 34.5 x 19cm
13 1/2" x 7 1/2"
109cl 38oz
CTN QTY 6



INTERMEDIATE OVAL EARED DISH
BCBKIOEN1 23.2 x 12.5cm
9 1/8" x 5"
38cl 13.4oz
CTN QTY 6



SMALL OVAL EARED DISH
WHCWSOEN1 20.5 x 11.3cm
8 1/8" x 4 3/8"
25.5cl 9oz
CTN QTY 6



LARGE ROUND EARED DISH
WHCWREN1 17.5 x 21.5cm
7" x 8 1/2"
59cl 20.8oz
CTN QTY 6



LARGE ROUND EARED DISH
BCBKREN1 17.5 x 21.5cm
7" x 8 1/2"
59cl 20.8oz
CTN QTY 6



SMALL ROUND EARED DISH
WHCWSREN1 15 x 18cm
5 7/8" x 7 1/8"
30cl 10.6oz
CTN QTY 6



SMALL ROUND EARED DISH
BCBKSRN1 15 x 18cm
5 7/8" x 7 1/8"
30cl 10.6oz
CTN QTY 6



MINI ROUND EARED DISH
WHCWRE6N1 12.5 x 15.2cm
5" x 6"
18cl 6.3oz
CTN QTY 6



SOUFFLÉ DISH
WHCWS12N1 10cm 4"
34cl 12oz
CTN QTY 12



RAMEKIN
WHCWLRKN1 9cm 3 1/2"
19.5cl 6.9oz
CTN QTY 24
WHCWSRKN1 7cm 2 3/4"
9cl 3.2oz
CTN QTY 24




RAMEKIN
BCBKLRKN1 9cm 3 1/2"
19.5cl 6.9oz
CTN QTY 24
BCBKSRKN1 7cm 2 3/4"
9cl 3.2oz
CTN QTY 24

CHURCHILL® super vitrified

COUNTER SERVE

Unique Serving Layouts

Counter Serve is an innovative product, designed to offer the perfect solution for all hot and cold counter service, with flexible layout and a clean white body. Counter Serve provides consistent presentation, improving the look of food display. Items are all oven proof, microwave and dishwasher safe, and are stackable for optimum storage efficiency.



Featured with Rustic Simmers page 304



RECTANGULAR BAKING TRAY
WHCWSBD1 12 x 25 x 6.2cm
 5" x 10" x 2½"
 1ltr 35oz
 CTN QTY 4



SQUARE BAKING DISH
WHCWSBD 1 25 x 25 x 6.2cm
 10" x 10" x 2½"
 2ltr 70.4oz
 CTN QTY 6



RECTANGULAR BAKING TRAY
WHCWSLBD1 38 x 25 x 6.2cm
 15" x 10" x 2½"
 3.5ltr 123.2oz
 CTN QTY 4



RECTANGULAR BAKING TRAY
WHCWXLBD1 53 x 32.5 x 6.2cm
 21" x 13" x 2½"
 6ltr 211.8oz
 CTN QTY 2



RECTANGULAR BAKING TRAY
WHCWLBD 1 53 x 16 x 6.2cm
 21" x 6½" x 2½"
 3ltr 105.6oz
 CTN QTY 2



2/4 FLAT TRAY
WHCWSLBD1 53 x 15 x 2.5cm
 21" x 6" x 1"
 1.4ltr 50oz
 CTN QTY 4



LARGE CASSEROLE DISH
WHCWRCDL1 34 x 20 x 11.5cm
 13½" x 7¾" x 4½"
 4ltr 140.8oz
 CTN QTY 2



SMALL CASSEROLE DISH
WHCWRCD 1 18 x 19.4 x 11.5cm
 7" x 6½" x 4½"
 2ltr 70.4oz
 CTN QTY 4



SHALLOW CASSEROLE DISH*
WHCWSCD 1 17.5 x 18.5 x 8.5cm
 6¾" x 7¾" x 3¾"
 1.6ltr 56oz
 CTN QTY 4



SQUARE JUG
WHCWSQJ 1 18 x 12cm
 7" x 4½"
 1.5ltr 52.8oz
 CTN QTY 2



STRAIGHT SIDED DELI JAR
WH SDJ 1 11cm 4¾"
 51cl 18oz
 CTN QTY 4

POLYCARBONATE SQUARE JUG LID
WHCWSQJL1 11cm 4¾"
 CTN QTY 6

* 1/6 plastic lid to fit Large Casserole Dish is available from nationwide catering distributors.
 * Polycarbonate lids are not available in France

CHURCHILL® super vitrified

COUNTER SERVE HINTS

A Hint of Colour

Stonecast brings rustic charm to hot counter presentation, hand decorated in the UK with a fine speckle and rustic edge band making each piece unique. Timeless hot or cold counter dishes decorated in Stonecast Hints, Barley White and Indigo Blue are designed to enhance food presentation with a hint of colour.



INDIGO BLUE



SQUARE BAKING DISH
SHBISBD 1 25 x 25 x 6.2cm
 10" x 10" x 2½"
 1ltr 70.4oz
 CTN QTY 6



RECTANGULAR BAKING DISH
SHBIRLBD 1 38 x 25 x 6.2cm
 15" x 10" x 2½"
 3.5ltr 123.2oz
 CTN QTY 4



RECTANGULAR BAKING DISH
SHBIXLBD 1 53 x 32.5 x 6.2cm
 21" x 13" x 2½"
 6ltr 211.8oz
 CTN QTY 2



RECTANGULAR BAKING DISH
SHBILBD 1 53 x 16 x 6.2cm
 21" x 6½" x 2½"
 3ltr 105.6oz
 CTN QTY 2



SMALL CASSEROLE DISH
SHBIRCD 1 18 x 19.4 x 11.5cm
 7" x 6½" x 4½"
 2ltr 70.4oz
 CTN QTY 4



2/4 FLAT TRAY
SHBISLBD 1 53 x 15 x 2.5cm
 21" x 6" x 1"
 1.4ltr 50oz
 CTN QTY 4

BARLEY WHITE



SQUARE BAKING DISH
SHWHSBD 1 25 x 25 x 6.2cm
 10" x 10" x 2½"
 1ltr 70.4oz
 CTN QTY 6



RECTANGULAR BAKING DISH
SHWHLBD 1 38 x 25 x 6.2cm
 15" x 10" x 2½"
 3.5ltr 123.2oz
 CTN QTY 4



RECTANGULAR BAKING DISH
SHWHLBD 1 53 x 32.5 x 6.2cm
 21" x 13" x 2½"
 6ltr 211.8oz
 CTN QTY 2



RECTANGULAR BAKING DISH
SHWHLBD 1 53 x 16 x 6.2cm
 21" x 6½" x 2½"
 3ltr 105.6oz
 CTN QTY 2



SMALL CASSEROLE DISH
SHWHRCD 1 18 x 19.4 x 11.5cm
 7" x 6½" x 4½"
 2ltr 70.4oz
 CTN QTY 4



2/4 FLAT TRAY
SHWHSLBD 1 53 x 15 x 2.5cm
 21" x 6" x 1"
 1.4ltr 50oz
 CTN QTY 4

CHURCHILL® super vitrified

SNACK ATTACK

An innovative range developed to be the ultimate flexible food presentation solution. The "one size fits all plate" is specifically designed to hold the diverse range of cups and dishes.

One plate, so many uses!



TRIANGULAR SNACK PLATE
WH TSP 1 24.4cm 9½"
 CTN QTY 6



SOUP BOWL
WH SB 1 13cm 5¼"
 54cl 19oz
 CTN QTY 6
WH SMB 1 12cm 4¾"
 44cl 16oz
 CTN QTY 6



SMALL SOUP BOWL
WH SSB 1 11cm 4¾"
 28cl 10oz
 CTN QTY 24



RICE BOWL
WH RB451 11.5cm 4½"
 28cl 10oz
 CTN QTY 24



CAFÉ CUP
WH MCLL1 44cl 16oz
 CTN QTY 6
WH CCLL1 22.4cl 8oz
 CTN QTY 24
WH CCL 1 11cl 4oz
 CTN QTY 24



ELEGANT MUG
WH ME 1 28cl 10oz
 CTN QTY 24



STACKING MUG
WH MSS 1 28cl 10oz
 CTN QTY 24



CAPPUCCINO CUP
WH CB441 50cl 17.5oz
 CTN QTY 6
WH CB281 34cl 12oz
 CTN QTY 24
WH CB201 22.7cl 8oz
 CTN QTY 24



ONE CUP TEAPOT
WH OCT 1 36.2cl 13oz
 CTN QTY 4
CAPPUCCINO CUP
WH CB281 34cl 12oz
 CTN QTY 24
REPLACEMENT TEAPOT LID
WH OCTL1
 CTN QTY 6



SAUCE DISH
WH SD4 1 11cl 4oz
 H: 5cm
 Dia: 8.5cm
 CTN QTY 24
WH SD3 1 9cl 3oz
 H: 4cm
 Dia: 8cm
 CTN QTY 24



SAUCE DISH
WH SD2 1 5.68cl 2oz
 H: 2.7cm
 Dia: 8cm
 CTN QTY 24



**DIPPER POT/
 BUTTER PAD**
WH DP 1 4.5cl 1.5oz
 H: 4cm
 Dia: 5.5cm
 CTN QTY 24

VOYAGER



LARGE ECLIPSE DISH
WHVYLED 1 21cm 8¼"
 41cl 15oz
 CTN QTY 6



ECLIPSE DISH
WHVYED 1 18.5cm 7½"
 22.4cl 8oz
 CTN QTY 12



ODYSSEY SALT
WHVYOS 1 8.75cm 3½"
 CTN QTY 6

ODYSSEY PEPPER
WHVYOP 1 8.75cm 3½"
 CTN QTY 6



CHURCHILL® super vitrified

BULB & MONOCHROME

Reminiscent of artisan pottery

A collection of contemporary hand cast cups and accessory pieces, soft stylish shapes designed for comfort. All items are available in White and reactive Cinnamon Brown glaze. Cinnamon Brown pieces are hand dipped, creating the look of artisan pottery and making each a unique creation.



BULB



WHITE BULB CUP
WH BU121 36cl 12.5oz
H: 10.4cm
Dia: 7.2cm
CTN QTY 6



WHITE BULB CUP
WH BU101 30cl 10.5oz
H: 7.5cm
Dia: 8.4cm
CTN QTY 6



WHITE BULB CUP
WH BU8 1 24cl 8.5oz
H: 7.2cm
Dia: 8cm
CTN QTY 6



WHITE BULB CUP
WH BU6 1 18cl 6.3oz
H: 6cm
Dia: 7.7cm
CTN QTY 6



WHITE BULB CUP
WH BU2 1 7cl 2.5oz
H: 5cm
Dia: 5.7cm
CTN QTY 6



WHITE BULB CHIP MUG
WH BUCM1 30cl 10.5oz
H: 7.3cm
Dia: 8.4cm
CTN QTY 6



WHITE BULB DIP POT
WH BUP21 7cl 2.5oz
H: 4.5cm
Dia: 5.7cm
CTN QTY 6

MONOCHROME



CINNAMON BROWN BULB CUP
MOBRBU121 36cl 12.5oz
H: 10.4cm
Dia: 7.2cm
CTN QTY 6



CINNAMON BROWN BULB CUP
MOBRBU101 30cl 10.5oz
H: 7.5cm
Dia: 8.4cm
CTN QTY 6



CINNAMON BROWN BULB CUP
MOBRBU8 1 24cl 8.5oz
H: 7.2cm
Dia: 8cm
CTN QTY 6



CINNAMON BROWN BULB CUP
MOBRBU6 1 18cl 6.3oz
H: 6cm
Dia: 7.7cm
CTN QTY 6



CINNAMON BROWN BULB CUP
MOBRBU2 1 7cl 2.5oz
H: 5cm
Dia: 5.7cm
CTN QTY 6



CINNAMON BROWN BULB CHIP MUG
MOBRBUCM 1 30cl 10.5oz
H: 7.3cm
Dia: 8.4cm
CTN QTY 6



CINNAMON BROWN BULB DIP POT
MOBRBUP2 1 7cl 2.5oz
H: 4.5cm
Dia: 5.7cm
CTN QTY 6

Compatible with existing White and Stonecast Patina Vintage Copper saucers:



WHITE SAUCER
WH CSS 1 15.6cm 6"
CTN QTY 24
(Fits WH BU121, WH BU101, WH BU8 1 and WH BU6 1)



WHITE SAUCER
WH ESS 1 11.8cm 4½"
CTN QTY 24
(Fits WH BU2 1)



VINTAGE COPPER SAUCER
MOVCCSS 1 15.6cm 6½"
CTN QTY 12
(Fits MOBRBU121, MOBRBU101, MOBRBU8 1 and MOBRBU6 1)



VINTAGE COPPER SAUCER
MOVCCSS 1 11.8cm 4½"
CTN QTY 12
(Fits MOBRBU2 1)



CHURCHILL® super vitrified

MONOCHROME

Reminiscent of artisan pottery

Reminiscent of artisan pottery, Monochrome is hand dipped in three reactive coloured glazes. Create a rustic look with a coloured saucer or a contemporary look with a white saucer.



SAPPHIRE BLUE
CAPPUCCINO CUP

MOBLCB281 34cl 12oz
H: 6.5cm
Dia: 11cm

CTN QTY 12

MOBLCB201 22.7cl 8oz
H: 5.5cm
Dia: 9.5cm

CTN QTY 12



CINNAMON BROWN
CAPPUCCINO CUP

MOBRCB281 34cl 12oz
H: 6.5cm
Dia: 11cm

CTN QTY 12

MOBRCB201 22.7cl 8oz
H: 5.5cm
Dia: 9.5cm

CTN QTY 12



ONYX BLACK
CAPPUCCINO CUP

MOBKCB281 34cl 12oz
H: 6.5cm
Dia: 11cm

CTN QTY 12

MOBKCB201 22.7cl 8oz
H: 5.5cm
Dia: 9.5cm

CTN QTY 12



MIST BLUE SAUCER

MOMBSS 1 15.6cm 6¼"

CTN QTY 12

(Fits MOBLCB281, MOBRCB281,
MOBKCB281, MOBLCB201,
MOBRCB201, MOBKCB201,
MOBLVM121, MOBRVM121 &
MOBKVM121)



VINTAGE COPPER SAUCER

MOVCCSS 1 15.6cm 6¼"

CTN QTY 12

(Fits MOBLCB281, MOBRCB281,
MOBKCB281, MOBLCB201,
MOBRCB201, MOBKCB201,
MOBLVM121, MOBRVM121 &
MOBKVM121)



IRON BLACK SAUCER

MOIBCSS 1 15.6cm 6¼"

CTN QTY 12

(Fits MOBLCB281, MOBRCB281,
MOBKCB281, MOBLCB201,
MOBRCB201, MOBKCB201,
MOBLVM121, MOBRVM121 &
MOBKVM121)



WHITE SAUCER

WH CSS 1 15.6cm 6¼"

CTN QTY 24

(Fits MOBLCB281, MOBRCB281,
MOBKCB281, MOBLCB201,
MOBRCB201, MOBKCB201,
MOBLVM121, MOBRVM121 &
MOBKVM121)



SAPPHIRE BLUE
ESPRESSO CUP

MOBLCB91 10cl 3.5oz
H: 6.5cm
Dia: 5.5cm

CTN QTY 12



CINNAMON BROWN
ESPRESSO CUP

MOBRCB91 10cl 3.5oz
H: 6.5cm
Dia: 5.5cm

CTN QTY 12



ONYX BLACK
ESPRESSO CUP

MOBKCB91 10cl 3.5oz
H: 6.5cm
Dia: 5.5cm

CTN QTY 12



MIST BLUE SAUCER

MOMBSS 1 11.8cm 4½"

CTN QTY 12

(Fits MOBLCB91, MOBRCB91 &
MOBKCB91)



VINTAGE COPPER SAUCER

MOVCCSS 1 11.8cm 4½"

CTN QTY 12

(Fits MOBLCB91, MOBRCB91 &
MOBKCB91)



IRON BLACK SAUCER

MOIBSS 1 11.8cm 4½"

CTN QTY 12

(Fits MOBLCB91, MOBRCB91 &
MOBKCB91)



WHITE SAUCER

WH ESS 1 11.8cm 4½"

CTN QTY 24

(Fits MOBLCB91, MOBRCB91 &
MOBKCB91)



CHURCHILL[®] super vitrified MONOCHROME



SAPPHIRE BLUE MUG
MOBLVM121 34cl 12oz
H: 11cm
Dia: 8cm
CTN QTY 12



CINNAMON BROWN MUG
MOBRVM121 34cl 12oz
H: 11cm
Dia: 8cm
CTN QTY 12



ONYX BLACK MUG
MOBKVM121 34cl 12oz
H: 11cm
Dia: 8cm
CTN QTY 12



SAPPHIRE BLUE BOWL
MOBLRBL61 13.2 x 6.3cm
5 1/4" x 2 1/2"
47cl 16oz
CTN QTY 12



CINNAMON BROWN BOWL
MOBRRL61 13.2 x 6.3cm
5 1/4" x 2 1/2"
47cl 16oz
CTN QTY 12



ONYX BLACK BOWL
MOBKRL61 13.2 x 6.3cm
5 1/4" x 2 1/2"
47cl 16oz
CTN QTY 12



SAPPHIRE BLUE BEVERAGE POT
MOBSB151 42.6cl 15oz
H: 10.5cm
CTN QTY 4
REPLACEMENT LID
WH RL151
CTN QTY 6



CINNAMON BROWN BEVERAGE POT
MOBRB151 42.6cl 15oz
H: 10.5cm
CTN QTY 4
REPLACEMENT LID
WH RL151
CTN QTY 6



ONYX BLACK BEVERAGE POT
MOBKB151 42.6cl 15oz
H: 10.5cm
CTN QTY 4
REPLACEMENT LID
WH RL151
CTN QTY 6



SAPPHIRE BLUE JUG
MOBSJ4 1 11.4cl 4oz
H: 7cm
CTN QTY 4



CINNAMON BROWN JUG
MOBRJ4 1 11.4cl 4oz
H: 7cm
CTN QTY 4



ONYX BLACK JUG
MOBKSJ4 1 11.4cl 4oz
H: 7cm
CTN QTY 4



SAPPHIRE BLUE SUGAR BOWL
MOBLSGR1 22.7cl 8oz
H: 6.2cm
Dia: 9.8cm
CTN QTY 12



CINNAMON BROWN SUGAR BOWL
MOBRSSGR1 22.7cl 8oz
H: 6.2cm
Dia: 9.8cm
CTN QTY 12



ONYX BLACK JUG SUGAR BOWL
MOBKSSGR1 22.7cl 8oz
H: 6.2cm
Dia: 9.8cm
CTN QTY 12



CHURCHILL® super vitrified

ULTIMO

The Ultimate Choice

Ultimo is a contemporary beverage solution, exclusively designed by coffee connoisseurs. The range offers a selection of desirable cups and mugs, statement beverage pots, stylish jugs and bowls which truly enhance the coffee experience. The curved interior base of the cups creates the perfect 'crema'.



CAFÉ LATTE CUP
WH BL181 49.5cl 18oz
 H: 9cm
 Dia: 11.6cm
 CTN QTY 6



CAFÉ LATTE CUP
WH BC141 40cl 14oz
 H: 8cm
 Dia: 11.5cm
 CTN QTY 12



CAFÉ LATTE CUP
WH BC101 28.4cl 10oz
 H: 7cm
 Dia: 10.5cm
 CTN QTY 24



CAFÉ AMERICANO CUP
WH BCA81 22.7cl 8oz
 H: 6cm
 Dia: 10cm
 CTN QTY 24



CAPPUCCINO CUP
WH BCC61 18.4cl 6oz
 H: 5.5cm
 Dia: 9.5cm
 CTN QTY 24



CAFÉ MOCHA MUG
WH BL101 28.4cl 10oz
 H: 11.5cm
 Dia: 7cm
 CTN QTY 12



LARGE COUPE SAUCER
WH BS6 1 16cm 6 1/4"
 CTN QTY 24
 (Fits WH BL181, WH BC141,
 WH BC101, WH BCA81 and
 WH BCC61)



ESPRESSO CUP
WH BEC31 10cl 3.5oz
 H: 5cm
 Dia: 7.5cm
 CTN QTY 12



ESPRESSO CUP
WH BEC21 7cl 2.5oz
 H: 6.5cm
 Dia: 5cm
 CTN QTY 24



SMALL COUPE SAUCER
WH BS4 1 12cm 4 3/4"
 CTN QTY 24
 (Fits WH BEC31, WH BEC21)



BEVERAGE POT
WH BT301 85.2cl 30oz
 H: 16cm
 CTN QTY 4
**BEVERAGE POT
 REPLACEMENT LID**
WH UL301
 CTN QTY 6



BEVERAGE POT
WH BT151 42.6cl 15oz
 H: 13.5cm
 CTN QTY 4
**BEVERAGE POT
 REPLACEMENT LID**
WH UL151
 CTN QTY 6



JUG
WH BJ5 1 14.2cl 5oz
 H: 6cm
 CTN QTY 4



JUG
WH B25 1 7cl 2.5oz
 H: 5cm
 CTN QTY 12



CHURCHILL® super vitrified

CAFÉ & LATTE

Timeless Beverage Collections

NEW ADDITIONS

Designed to withstand the rigors of the hospitality industry, Cafe and Latte are popular and timeless beverage collections. Available in a variety of key sizes, perfect for serving all manner of hot drinks.



CAFÉ



CAPPUCCINO CUP
WH CB441 50cl 17.5oz
 H: 7cm
 Dia: 11.5cm
 CTN QTY 6
WH CB401 46cl 16oz
 H: 7cm
 Dia: 11cm
 CTN QTY 6



SAUCER
WH CSS 1 15.6cm 6 1/4"
 CTN QTY 24
 (Fits WH CB441, WH CB401,
 WH CB281, WH CB201,
 WH CB111 & WH CB061)



CAPPUCCINO CUP
WH CB281 34cl 12oz
 H: 6.5cm
 Dia: 11cm
 CTN QTY 24



ESPRESSO CUP
WH CEB91 10cl 3.5oz
 H: 5.5cm
 Dia: 6.5cm
 CTN QTY 24

NEW SHAPE



CAPPUCCINO CUP
WH CB111 28cl 10oz
 H: 6cm
 Dia: 11cm
 CTN QTY 12
WH CB201 22.7cl 8oz
 H: 5.5cm
 Dia: 9.5cm
 CTN QTY 24



ESPRESSO SAUCER
WH ESS 1 11.8cm 4 1/2"
 CTN QTY 24
 (Fits WH CEB91)

NEW SHAPE



CAPPUCCINO CUP
WH CB061 17cl 6oz
 H: 5.5cm
 Dia: 9cm
 CTN QTY 12



NOVA TEAPOT
WH T75 1 42cl 15oz
 H: 8cm
 CTN QTY 4
REPLACEMENT LID
WH T75L1
 CTN QTY 6

LATTE



CAFÉ LATTE MUG
WH MCLL1 44cl 16oz
 H: 11cm
 Dia: 10.5cm
 CTN QTY 6
WH MCLM1 40cl 14oz
 H: 11cm
 Dia: 10cm
 CTN QTY 6



CAFÉ LATTE MUG
WH MCL 1 34cl 12oz
 H: 11cm
 Dia: 9cm
 CTN QTY 12



LARGE CAFÉ SAUCER
WH CLSL1 16.5cm 6 1/2"
 CTN QTY 24
 (Fits WH MCLL1, WH MCLM1 &
 WH MCL1)



CAFÉ LATTE MUG
WH ML101 28cl 10oz
 H: 10.5cm
 Dia: 8.5cm
 CTN QTY 12



CAFÉ CUP
WH CCLL1 22.4cl 8oz
 H: 10cm
 Dia: 7.5cm
 CTN QTY 24
WH CCL 1 11cl 4oz
 H: 6.5cm
 Dia: 7cm
 CTN QTY 24



SMALL CAFÉ SAUCER
WH CLSS1 14.2cm 5 1/2"
 CTN QTY 24
 (Fits WH CCL 1)
ESPRESSO SAUCER
WH ESS 1 11.8cm 4 1/2"
 CTN QTY 24
 (Fits WH CECL1)



MILK TOT
WH MT1 1 2.8cl 1oz
 CTN QTY 12



Covered by Churchill 5 Year Edge Chip Warranty

COMPACT

Fresh yet Functional

Compact is a comprehensive stacking beverage system that provides a fresh and practical solution for modern beverage service. The range offers outstanding functionality combined with a stylish retro design.



STACKING CUP
WH FTC71 21.3cl 7.5oz
 H: 6.2cm
 Dia: 8cm
 CTN QTY 24



STACKING CUP
WH FT101 28.4cl 10oz
 H: 8cm
 Dia: 8cm
 CTN QTY 24



SAUCER
WH FS6 1 15.2cm 6"
 CTN QTY 24
 (Fits WH FTC71 & WH FT101)



JUG
WH FJ101 28.4cl 10oz
 H: 8.7cm
 CTN QTY 4



JUG
WH FJ5 1 14.2cl 5oz
 H: 7cm
 CTN QTY 4



BEVERAGE POT
WH FT151 42.6cl 15oz
 H: 11.7cm
 CTN QTY 4



SALT
WH FSP 1 6.5cm 2½"
 CTN QTY 12

**BEVERAGE POT
 REPLACEMENT LID**
WH FL151
 CTN QTY 6

PEPPER
WH FPP 1 6.5cm 2½"
 CTN QTY 12



WHITE HOLLOWARE

Perfect solutions to complement flatware

Add value to any beverage service with this comprehensive collection of White Holloware. Product performance is key with an excellent choice of shape and capacity.



MAPLE BREAKFAST CUP
WH CBM 1 28cl 10oz
 H: 6.8cm
 Dia: 8.6cm
 CTN QTY 24



MAPLE TEA CUP
WH COL 1 19.6cl 7oz
 H: 6.5cm
 Dia: 7.5cm
 CTN QTY 24



WINDSOR MUG
WH VMW 1 28cl 10oz
 H: 9.5cm
 Dia: 7.8cm
 CTN QTY 36



NOVA MUG
WH MB 1 22.4cl 8oz
 H: 8.6cm
 Dia: 7.8cm
 CTN QTY 24



SAUCER
WH TSOL 1 15cm 5 7/8"
 CTN QTY 24
 (Fits with WH CBM 1,
 WH COL 1, WH VMW 1,
 WH MB 1)



MAPLE COFFEE CUP
WH CC 1 11cl 4oz
 H: 5.5cm
 Dia: 6.6cm
 CTN QTY 24



MAPLE MOCHA CUP
WH CCM 1 9cl 3oz
 H: 5.1cm
 Dia: 6cm
 CTN QTY 24



SAUCER
WH CS 1 12.7cm 5"
 CTN QTY 24
 (Fits with WH CC 1,
 WH CCM 1)



NOVA TEA CUP
WH CN 1 21cl 7.5oz
 H: 7cm
 Dia: 8.2cm
 CTN QTY 24



SANDRINGHAM ELEGANT CUP
WH CSE 1 19.6cl 7oz
 H: 7.4cm
 Dia: 8.2cm
 CTN QTY 24



ELEGANT MUG
WH ME 1 28cl 10oz
 H: 9.6cm
 Dia: 8.2cm
 CTN QTY 24



SAUCER
WH TS 1 14cm 5 1/2"
 CTN QTY 24
 (Fits WH CN 1, WH CSE 1,
 WH ME 1)



CHURCHILL® super vitrified WHITE HOLLOWWARE



STACKING MUG
WH MSS 1 28cl 10oz
H: 9.5cm
Dia: 7.5cm
CTN QTY 24



NOVA MUG
WH MS0 1 28cl 10oz
H: 8cm
Dia: 8.2cm
CTN QTY 24



BUBBLE CUP
WH SC121 34cl 12oz
H: 8.5cm
Dia: 8.5cm
CTN QTY 12



SAUCER
WH BS6 1 16cm 6 1/4"
CTN QTY 24
(Fits WH SC121)



SANDRINGHAM TEA/
COFFEE POT
WH PS301 85.2cl 30oz
H: 17.5cm
CTN QTY 4
SANDRINGHAM
REPLACEMENT LID
WH LS301
CTN QTY 6



SANDRINGHAM TEA/
COFFEE POT
WH PS151 42cl 15oz
H: 14.5cm
CTN QTY 4
SANDRINGHAM
REPLACEMENT LID
WH LS151
CTN QTY 6



CAFÉ TEAPOT
WH CT121 34cl 12oz
H: 12cm
CTN QTY 4
CAFÉ TEAPOT LID
WH CTL 1
CTN QTY 6



ONE CUP TEAPOT
WH OCT 1 36.2cl 13oz
H: 10cm
CTN QTY 4
ONE CUP TEAPOT
REPLACEMENT LID
WH OCTL1
CTN QTY 6
CAPPUCCINO CUP
WH CB281 34cl 12oz
H: 6.5cm
Dia: 11cm
CTN QTY 24



COUNTER-SERVE
SQUARE JUG
WHCWSQJ 1 1.5ltr 52.8oz
18 x 12cm
CTN QTY 2
POLYCARBONATE
SQUARE JUG LID
WHCWSQJL1 11cm 4 1/4"
CTN QTY 6



BIT ON THE SIDE
JUG
WH BOJM1 34cl 12oz
H: 12cm
Dia: 8.5cm
CTN QTY 4



BIT ON THE SIDE
JUG
WH BOJS1 8.5cl 3oz
H: 8cm
Dia: 7cm
CTN QTY 4



SANDRINGHAM JUG/
CREAMER
WH JS1 1 56cl 20oz
H: 15cm
CTN QTY 4



SANDRINGHAM JUG/
CREAMER
WH JS501 28cl 10oz
H: 12cm
CTN QTY 4



SANDRINGHAM JUG/
CREAMER
WH JS251 14cl 5oz
H: 10cm
CTN QTY 4



MEDITERRANEAN
UNHANDLED JUG
WH MJ 1 9cl 3oz
CTN QTY 24



MEDITERRANEAN
UNHANDLED JUG
WH MJ2 1 5.7cl 2oz
CTN QTY 24



SANDRINGHAM/
NOVA SUGAR BOWL
WH BS5 1 25.6cl 9oz
9cm 3 1/2"
CTN QTY 12



SUGAR BOWL LID
WH LS 1
CTN QTY 6



SACHET SUGAR
PACKET HOLDER
WH SH 1 11.7cm x 7.3cm
4 1/4" x 2 1/8"
CTN QTY 6



BIT ON THE SIDE DIP POT
WH BODP1 5.7cl 2oz
5.5cm 2 1/4"
CTN QTY 24

* Polycarbonate lids are not available in France



Style without compromise



🇬🇧 Stand Out From The Crowd With Our Extensive Porcelain Range

An exciting tabletop personality that deliver style, individuality and great value to professional caterers. Tableware that bends to fit your needs. Art de Cuisine offers answers without compromise.

🇪🇸 Sobresalga de la Multitud

Una vajilla con personalidad que entrega estilo, individualidad y un precio competitivo a los profesionales de la hostelería.

🇩🇪 Aus der Menge hervorstechen

Das vielseitige Art de Cuisine-Sortiment bietet Stil ohne Kompromisse und ist für das anspruchsvolle Gastgewerbe konzipiert.

🇮🇹 Il piacere dell' originalità

Una grande personalità per dare stile, individualità e grande valore ai professionisti del catering.

🇫🇷 Sembler différent que tout le monde

Les vaiselles innovantes qui offrent le style individu et le bon marché.



MICROWAVE
SAFE



STACKABLE



DURABLE
AND VITRIFIED



DISHWASHER
SAFE



BRITISH STANDARD
EUROPEAN APPROVED
VITRIFIED HOTELWARE



BRITISH STANDARD
EUROPEAN APPROVED
HOSPITALITY CERAMIC TABLEWARE
INTENDED CONTACT WITH FOOD



BRITISH STANDARD
MECHANICAL DISHWASHER
RESISTANCE

CALDERA

Ash Black

MENU SHADES

Striking Contrast and Texture

Menu Shades features a matte glaze with a mottled Caldera texture that enhances the surface of the tableware. A distinct colour palette creates a striking contrast against fresh ingredients and stunning food presentation.



COUPE PLATE
ZCCAMC291 29cm 11¼"
CTN QTY 6



COUPE PLATE
ZCCAMC271 27cm 10¾"
CTN QTY 6



COUPE PLATE
ZCCAMC201 20.5cm 8¼"
CTN QTY 6



COUPE PLATE
ZCCAMC161 15.5cm 6¼"
CTN QTY 6



COUPE BOWL
ZCCAPB251 25cm 9¾"
147.9cl 50oz
CTN QTY 6



LARGE RECTANGULAR PLATE
ZCCANRPL1 35.5 x 19cm
14" x 7½"
CTN QTY 6



MEDIUM RECTANGULAR PLATE
ZCCANRPM1 35.5 x 14.2cm
14" x 5½"
CTN QTY 6



BOWL
ZCCAWB6 1 16cm 6¼"
48cl 17oz
CTN QTY 6



BOWL
ZCCAWB5 1 13.4cm 5¼"
34cl 12oz
CTN QTY 6

MENU SHADES

Striking Contrast and Texture

CALDERA

Chalk White



Featured with Churchill Raku cutlery



COUPE PLATE
ZCCWMC291 29cm 11¼"
CTN QTY 6



COUPE PLATE
ZCCWMC271 27cm 10½"
CTN QTY 6



COUPE PLATE
ZCCWMC201 20.5cm 8¼"
CTN QTY 6



COUPE PLATE
ZCCWMC161 15.5cm 6¼"
CTN QTY 6



COUPE BOWL
ZCCWPB251 25cm 9¾"
147.9cl 50oz
CTN QTY 6



LARGE
RECTANGULAR PLATE
ZCCWNRPL1 35.5 x 19cm
14" x 7½"
CTN QTY 6



MEDIUM
RECTANGULAR PLATE
ZCCWNRPM1 35.5 x 14.2cm
14" x 5½"
CTN QTY 6



BOWL
ZCCWWB6 1 16cm 6¼"
48cl 17oz
CTN QTY 6



BOWL
ZCCWWB5 1 13.4cm 5¼"
34cl 12oz
CTN QTY 6

MENU SHADES

Striking Contrast and Texture

CALDERA

Flint Grey



COUPE PLATE
ZCCGMC291 29cm 11¼"
CTN QTY 6



COUPE PLATE
ZCCGMC271 27cm 10¾"
CTN QTY 6



COUPE PLATE
ZCCGMC201 20.5cm 8¼"
CTN QTY 6



COUPE PLATE
ZCCGMC161 15.5cm 6¼"
CTN QTY 6



COUPE BOWL
ZCCGPB251 25cm 9⅞"
147.9cl 50oz
CTN QTY 6



LARGE
RECTANGULAR PLATE
ZCCGNRPL1 35.5cm x 19cm
14" x 7½"
CTN QTY 6



MEDIUM
RECTANGULAR PLATE
ZCCGNRPM1 35.5 x 14.2cm
14" x 5½"
CTN QTY 6



BOWL
ZCCGWB6 1 16cm 6¼"
48cl 17oz
CTN QTY 6



BOWL
ZCCGWB5 1 13.4cm 5¼"
34cl 12oz
CTN QTY 6

MENU SHADES

Relaxed and Understated Style

Menu Shades beverage items are available in tactile, matte Ash Black and Smoke Grey, across core shapes and sizes. The neutral and relaxed colour palette is ideal for any casual setting.



ASH BLACK



CAPPUCCINO CUP
ZCSAC12 1 34.1cl 12oz
H: 6.5cm
Dia: 10.5cm
CTN QTY 6



CAPPUCCINO CUP
ZCSAPC7 1 19.9cl 7oz
H: 6.5cm
Dia: 9cm
CTN QTY 6



SAUCER
ZCSAPOS1 15.5cm 6¼"
CTN QTY 6
(Fits ZCSAC12 1 & ZCSAPC7 1)



ESPRESSO CUP
ZCSAPEC31 8.5cl 3oz
H: 5cm
Dia: 7cm
CTN QTY 6



SAUCER
ZCSAPOS1 12.7cm 5"
CTN QTY 6
(Fits ZCSAPEC31)



FLARED MUG
ZCSAPOM 1 34cl 12oz
H: 11cm
Dia: 9cm
CTN QTY 6



JUG
ZCSAPOJ21 6cl 2oz
H: 7cm
CTN QTY 4



OPEN SUGAR BOWL
ZCSAPOSU1 8.5cl 3oz
H: 5cm
Dia: 7cm
CTN QTY 6

SMOKE GREY



CAPPUCCINO CUP
ZCSSC12 1 34.1cl 12oz
H: 6.5cm
Dia: 10.5cm
CTN QTY 6



CAPPUCCINO CUP
ZCSSPC7 1 19.9cl 7oz
H: 6.5cm
Dia: 9cm
CTN QTY 6



SAUCER
ZCSSPOS1 15.5cm 6¼"
CTN QTY 6
(Fits ZCSSC12 1 & ZCSSPC7 1)



ESPRESSO CUP
ZCSSPEC31 8.5cl 3oz
H: 5cm
Dia: 7cm
CTN QTY 6



SAUCER
ZCSSPOS1 12.7cm 5"
CTN QTY 6
(Fits ZCSSPEC31)



FLARED MUG
ZCSSPOM 1 34cl 12oz
H: 11cm
Dia: 9cm
CTN QTY 6



JUG
ZCSSPOJ21 6cl 2oz
H: 7cm
CTN QTY 4



OPEN SUGAR BOWL
ZCSSPOSU1 8.5cl 3oz
H: 5cm
Dia: 7cm
CTN QTY 6

MENU PORCELAIN

Style without Compromise...

Menu porcelain collection blends classic and contemporary styles. The vitrified porcelain offers a brilliant white finish, designed with functionality in mind across a full and varied range of plates, bowls, accessories and beverage.



Featured with Sola Lima cutlery



MID RIM PLATE
ZCA PO111 27cm 10 1/2"
CTN QTY 6



MID RIM PLATE
ZCA PO101 25.4cm 10"
CTN QTY 6
ZCA PO9 1 22.8cm 9"
CTN QTY 6



MID RIM PLATE
ZCA PO8 1 20.3cm 8"
CTN QTY 6
ZCA PO6 1 17.1cm 6 3/4"
CTN QTY 6



COUPE PLATE
ZCAPMC311 31cm 12 1/2"
CTN QTY 6
ZCAPMC271 27cm 10 5/8"
CTN QTY 6



COUPE PLATE
ZCAPMC201 20.5cm 8 1/4"
CTN QTY 6
ZCAPMC161 15.5cm 6 1/8"
CTN QTY 6



BROAD RIM DINNER PLATE
ZCA PO121 30.5cm 12"
CTN QTY 6



SQUARE PLATE
ZCAPSQPL1 30cm 11 3/4"
CTN QTY 6



SQUARE PLATE
ZCAPSQPS1 17.5cm 6 7/8"
CTN QTY 6



LARGE RECTANGULAR PLATTER
ZCAPRCPL1 35.5 x 23.5cm
14" x 9 1/4"
CTN QTY 6



MEDIUM RECTANGULAR PLATTER
ZCAPRCPM1 30.5 x 20cm
12 1/4" x 8 1/4"
CTN QTY 6



SMALL RECTANGULAR PLATTER
ZCAPRCPS1 24.5 x 16cm
9 1/2" x 6 1/4"
CTN QTY 6



LARGE RECTANGULAR PLATE
ZCAPNRPL1 35.5 x 19cm
14" x 7 1/2"
CTN QTY 6



MEDIUM RECTANGULAR PLATE
ZCAPNRPM1 35.5 x 14.2cm
14" x 5 1/2"
CTN QTY 6



SMALL RECTANGULAR PLATE
ZCAPNRPS1 35.5 x 10cm
14" x 4"
CTN QTY 6



BROAD RIM PASTA BOWL
ZCA POBP1 30.5cm 12"
28cl 10oz
CTN QTY 6



MID RIM PASTA BOWL
ZCA POMP1 29.2cm 11 1/2"
56.8cl 20oz
CTN QTY 6

ART de CUISINE® professional porcelain
MENU PORCELAIN



MID RIM SOUP BOWL
ZCA POMS1 22.8cm 9"
 28cl 10oz
 CTN QTY 6



MID RIM BOWL
ZCA POMO1 16.5cm 6½"
 19.9cl 7oz
 CTN QTY 6



LARGE SLANTED BOWL
ZCA SLBL1 21.5 x 9.8cm
 8½" x 3¾"
 80cl 28oz
 CTN QTY 6



MEDIUM SLANTED BOWL
ZCA SLBM1 17.5 x 8.1cm
 6¾" x 3¼"
 40cl 14oz
 CTN QTY 6



BOWL
ZCAPWB6 1 16cm 6¼"
 48cl 17oz
 CTN QTY 6



BOWL
ZCAPWB5 1 13.4cm 5¼"
 34cl 12oz
 CTN QTY 6



STACKING CUP
ZCA POST1 21cl 7.5oz
 H: 7.1cm
 Dia: 7.1cm
 CTN QTY 6



SOUP CUP
ZCA POSC1 28cl 10oz
 H: 6cm
 Dia: 10cm
 CTN QTY 6



FLARED TEA CUP
ZCA POTC1 23cl 8oz
 H: 8cm
 Dia: 9cm
 CTN QTY 6



BROAD RIM TEA SAUCER
ZCA POS61 16.5cm 6½"
 CTN QTY 6
 (Fits ZCA POST1, ZCA POSC1 &
 ZCA POTC1)



CAPPUCCINO CUP
ZCA C12 1 34.1cl 12oz
 H: 6.5cm
 Dia: 10.5cm
 CTN QTY 6



CAPPUCCINO CUP
ZCA PC7 1 19.9cl 7oz
 H: 6.5cm
 Dia: 9cm
 CTN QTY 6



SAUCER
ZCA POSM1 15.5cm 6¼"
 CTN QTY 6
 (Fits ZCA PC7 1 & ZCA C12 1)



FLARED TEA CUP
ZCA POM21 34cl 12oz
 H: 9cm
 Dia: 10cm
 CTN QTY 6



BROAD RIM TEA SAUCER
ZCA POS71 17.1cm 6¾"
 CTN QTY 6
 (Fits ZCA POM21)



ESPRESSO CUP
ZCA PEC31 8.5cl 3oz
 H: 5cm
 Dia: 7cm
 CTN QTY 6



SMALL SAUCER
ZCA POSS1 12.7cm 5"
 CTN QTY 6
 (Fits ZCA PEC31)



FLARED MUG
ZCA POM 1 29.8cl 10.5oz
 H: 11cm
 Dia: 9cm
 CTN QTY 6



BEVERAGE POT
ZCA POP11 42cl 15oz
 H: 12cm
 CTN QTY 4
REPLACEMENT LID
ZCA PL151
 CTN QTY 6



JUG
ZCA POJ51 14cl 5oz
 H: 8.5cm
 CTN QTY 4



JUG
ZCA POJ21 6cl 2oz
 H: 7cm
 CTN QTY 4



OPEN SUGAR
ZCA POSU1 8.5cl 3oz
 H: 5cm
 Dia: 7cm
 CTN QTY 6



PRESENTATION PAN
ZCAPPP5 1 13.4cm 5¼"
 34cl 12oz
 CTN QTY 6



PRESENTATION PAN
ZCAPPP4 1 11.8cm 4¼"
 23cl 8oz
 CTN QTY 6



MINI SAUCE PAN
ZCAPMS4 1 8 x 4.5cm
 3" x 1¾"
 11cl 4oz
 CTN QTY 6

PLATE COVER FIT
PLATOS ENCAJAN CON
CUBIERTAS ESTANDARES
ADATTABILITÀ AI
COPERCHI PER PIATTI
COUVERCLE

Fits all standard plate covers in the market, both metal and plastic. This helps back of house preparations and food transportation.

RIM SHAPE
FORMA DEL ALA
FORMA DEL BORDO
FORME

Wide and couped rim aids handling and stability.

PORCELAIN
PORCELANA
PORCELLANA
PORCELAINE

Excellent performance and durability.

DEPTH
ALTURA
PROFONDITÀ
HAUTEUR

Plate height is low so it will fit into racking systems and heated trolleys.



STACKABILITY
APILABILIDAD
IMPILABILITÀ
APILABILITÉ

A wide base for excellent stackability and storage.

UNDERCUT RIM
BORDE INTERIOR ELEVADO
BORDO ARROTONDATO
BORD RELEVÉ

A wide base for excellent stackability and storage

FLAT BASE
BASE PLANA
BASE PIATTA
CHALEUR

The plate is designed to have full contact with a heated tray, retaining heat and keeping food hot for longer.

DISHWASHER & MICROWAVE SAFE
SEGURO PARA INGRESAR AL
LAVAVAJILAS Y MICROONDAS
SICURI IN LAVASTOVIGLIE E MICROONDE
APTE MICRO ONDE ET LAVE VAISSELLE

All items have been designed to fit easily in to a dishwasher.



FUTURE CARE

Functional & Stylish Solution

Introducing Future Care, a range of specialist ceramics designed to assist independence and support wellbeing. The collection features individual pieces ergonomically designed for the health care market, suitable for care homes, hospitals, retirement homes and care villages. Future Care is a classic range tailored for individual personal needs and enhances food presentation.

PORCELAIN

A stylish and functional white porcelain collection that delivers on durability and practicality.

DESIGN

Designed with the needs of the ageing population in mind. Future care provides additional grip, stability, and food control providing greater independence for the individual.

STACKABILITY

All items have a wide stackable base for storage and to maximize stability.

FLAT BASE

The plate is designed to have full contact with a heated tray, retaining heat and keeping food hot for longer.

COMPLEMENTARY ITEMS

Future Care can be complemented with Art de Cuisine Menu to provide a full tabletop solution.

DISHWASHER & MICROWAVE SAFE

All items have been designed to fit easily into a dishwasher.

FUTURE CARE

A Functional & Practical Solution

Following extensive market research, a collection of products have been designed for the Future Care range. Care industry experts have identified that food is more visible against the contrast of blue tableware, improving food intake and nutrition. Future Care tableware is the natural choice for assisted living.



MID RIM PLATE
FCBLPO8 1 20.3cm 8"
CTN QTY 6




FOOTED DINNER PLATE
FCBLFC101 26cm 10 1/4"
CTN QTY 6



MID RIM BOWL
FCBLPOMO1 16.5cm 6 1/2"
19.9cl 7oz
CTN QTY 6



DOUBLE HANDLED
STACKING MUG
FCBLFD101 H: 8cm
Dia: 15cm
28.4cl 10oz
CTN QTY 6



DINNER PLATE FOOTED
ZCAFFC101 26cm 10 1/4"
CTN QTY 6



DINNER PLATE FLAT BASE
ZCAFFP251 25.5cm 10"
CTN QTY 6



DOUBLE HANDLED
CONSUMME BOWL
WHF DHB 1 40cl 14oz
H: 7.5cm
Dia: 10cm
CTN QTY 6

*Plastic lid is available from nationwide catering distributors.

rustics

Create impact with bold colour

Rustic texture in bold, striking colours. Available across 6 contemporary colours, Rustics Snug Mugs are statement pieces for the tabletop. Deli bowls add impact with bold, vivid colours on buffet displays or served to the table.



SNUG MUGS



WHITE SNUG MUG
ZCASMGWHT 35.5cl 12oz
H: 8cm
Dia: 10cm

CTN QTY 6



GREEN SNUG MUG
ZCASMGGRT 35.5cl 12oz
H: 8cm
Dia: 10cm

CTN QTY 6



RED SNUG MUG
ZCASMGRDT 35.5cl 12oz
H: 8cm
Dia: 10cm

CTN QTY 6



BROWN SNUG MUG
ZCASMGBRT 35.5cl 12oz
H: 8cm
Dia: 10cm

CTN QTY 6



BLACK SNUG MUG
ZCASMGBK1 35.5cl 12oz
H: 8cm
Dia: 10cm

CTN QTY 6



CREAM SNUG MUG
ZCASMGCRT 35.5cl 12oz
H: 8cm
Dia: 10cm

CTN QTY 6

DELI BOWLS



GREEN GLAZE RIPPLE BOWL
ZCGRRB741 9 x 21cm
3 1/2" x 8 1/4"
218cl 74oz

CTN QTY 4



GREEN GLAZE RIPPLE BOWL
ZCGRRB401 9 x 16.5cm
3 1/2" x 6 1/2"
118cl 40oz

CTN QTY 6



RED GLAZE RIPPLE BOWL
ZCRRRB741 9 x 21cm
3 1/2" x 8 1/4"
218cl 74oz

CTN QTY 4



RED GLAZE RIPPLE BOWL
ZCRRRB401 9 x 16.5cm
3 1/2" x 6 1/2"
118cl 40oz

CTN QTY 6



BLACK GLAZE RIPPLE BOWL
ZCBRRB741 9 x 21cm
3 1/2" x 8 1/4"
218cl 74oz

CTN QTY 4



BLACK GLAZE RIPPLE BOWL
ZCBRRB401 9 x 16.5cm
3 1/2" x 6 1/2"
118cl 40oz

CTN QTY 6

rustics SIMMER

Earthy, Rustic and Authentic

The Rustics Simmer range offers accessories across an earthy, natural colour palette. Authentic style mezzes, side dishes and skillet pans are the perfect accompaniment to all manner of food styles.



SIMMER BROWN



DEEP SKILLET PAN
ZCAGPN2 1 24.5cm 9 5/8"
57cl 20oz
CTN QTY 6



SMALL SKILLET PAN
ZCAGPN1 1 23cm 9"
37cl 13oz
CTN QTY 6
(Fits ZCAGLD1 1 lid)



STEW POT AND LID
ZCAGLSPT1 14cm 5 1/2"
43cl 15oz
CTN QTY 6



REPLACEMENT LID
ZCAGLD1 1 15cm 5 7/8"
CTN QTY 6
(Fits ZCAGLSPT1, ZCAGPN1 1,
ZCAGHPD 1 & ZCAGMD141)



MEZZES DISH
ZCAGMD201 20cm 8"
55cl 19.4oz
CTN QTY 6



MEZZES DISH
ZCAGSPD 1 17cm 6 5/8"
40cl 14oz
CTN QTY 6



MEZZES DISH
ZCAGMD141 14cm 5 1/2"
31.3cl 11oz
CTN QTY 6
(Fits ZCAGLD1 1)
ZCAGME111 11cm 4 3/8"
19.9cl 7oz
CTN QTY 6



DIP POT / RAMEKIN
ZCAGRP2 1 6.5cm 2 1/2"
5.7cl 2oz
CTN QTY 6

SIMMER TERRACOTTA



MEZZES DISH
ZCRTMD201 20cm 8"
55cl 19.4oz
CTN QTY 6



MEZZES DISH
ZCRTSPD 1 17cm 6 5/8"
40cl 14oz
CTN QTY 6



MEZZES DISH
ZCRTMD141 14cm 5 1/2"
31.3cl 11oz
CTN QTY 6



DIP POT / RAMEKIN
ZCRTRP2 1 6.5cm 2 1/2"
5.7cl 2oz
CTN QTY 6

SIMMER BLACK



DEEP SKILLET PAN
ZCBRPN2 1 24.5cm 9 5/8"
57cl 20oz
CTN QTY 6



SMALL SKILLET PAN
ZCBRPN1 1 23cm 9"
37cl 13oz
CTN QTY 6
(Fits Lid ZCBRLD1 1)



LIDDED STEW POT
ZCBRLSPT1 14cm 5 1/2"
43cl 15oz
CTN QTY 6



REPLACEMENT LID
ZCBRLD1 1
CTN QTY 6
(Fits ZCBRPN1 1)

igneous

Naturally rustic...

Emulating hand thrown pottery, Igneous features a ribbed embossment across a rustic, exposed base and is finished with artisan style glazes. The black glaze has a soft, matte finish and creates a striking contrast against the biscuit base. Igneous Natural is a gloss glaze in a neutral tone that features a subtle speckle.



Featured with Churchill Isla cutlery



BLACK



RAMEKIN
ZCBKIGR51 10cm 4"
15cl 5.2oz
CTN QTY 6



RAMEKIN
ZCBKIGR21 9cm 3½"
9.5cl 3.3oz
CTN QTY 6



RAMEKIN
ZCBKIGR11 6.5cm 2½"
4cl 1.4oz
CTN QTY 6



RECTANGULAR DISH
ZCBKIGRD1 17 x 13cm
6¾" x 5¼"
48.3cl 17oz
CTN QTY 6



COCOTTE AND LID
ZCBKIGC21 15.9 x 7cm
6¼" x 2¾"
53cl 20oz
CTN QTY 6
REPLACEMENT LID
ZCBKIGL21
CTN QTY 6



COCOTTE AND LID
ZCBKIGC11 14 x 7cm
5½" x 2¾"
35cl 12oz
CTN QTY 6
REPLACEMENT LID
ZCBKIGL11
CTN QTY 6



LARGE PIE DISH
ZCBKIGLP1 16cm 6¼"
55cl 19.3oz
CTN QTY 6



SMALL PIE DISH
ZCBKIGSP1 14cm 5½"
40cl 14oz
CTN QTY 6



INDIVIDUAL DISH
ZCBKIGI1 14cm 5½"
28.4cl 10oz
CTN QTY 6



INDIVIDUAL DISH
ZCBKIGID1 12cm 4¾"
19cl 6.6oz
CTN QTY 6

igneous

NATURAL



PLATE
ZCATIG131 33cm 13"
CTN QTY 6



PLATE
ZCATIG111 28cm 11"
CTN QTY 6
ZCATIGP91 23cm 9"
CTN QTY 6



SIDE PLATE
ZCATIGP71 18cm 7"
CTN QTY 6



OVAL PLATE
ZCATIG141 35.5 x 26.5cm
14" x 10½"
CTN QTY 6



OVAL PLATE
ZCATIG121 32cm 12½"
CTN QTY 6



SQUARE PLATE
ZCATIG301 30 x 30cm
11¾" x 11¾"
CTN QTY 6



SQUARE PLATE
ZCATIG271 27 x 27cm
10¾" x 10¾"
CTN QTY 6



SQUARE PLATE
ZCATIG211 21 x 21cm
8¼" x 8¼"
CTN QTY 6



RECTANGULAR PLATE
ZCATIG351 35 x 18cm
13¾" x 7¼"
CTN QTY 6



RECTANGULAR PLATE
ZCATIG291 29 x 15cm
11½" x 5¾"
CTN QTY 6



RECTANGULAR PLATE
ZCATIG151 15 x 10cm
5¾" x 3¾"
CTN QTY 6



BOWL
ZCATIGB31 14.5 x 5.5cm
5¾" x 2"
34cl 12oz
CTN QTY 6



SINGLE SERVING DISH
ZCATIGS51 18.5 x 12.5 x 3.8cm
7½" x 4¾" x 1½"
43cl 15oz
CTN QTY 6



RECTANGULAR DISH
ZCATIGRD1 17 x 13cm
6¾" x 5¼"
48.3cl 17oz
CTN QTY 6



INDIVIDUAL DISH
ZCATIGI1 14cm 5½"
28.4cl 10oz
CTN QTY 6



INDIVIDUAL DISH
ZCATIGID1 12cm 4¾"
19cl 6.6oz
CTN QTY 6



LARGE PIE DISH
ZCATIGLP1 16cm 6¼"
55cl 19.3oz
CTN QTY 6



SMALL PIE DISH
ZCATIGSP1 14cm 5½"
40cl 14oz
CTN QTY 6



COCOTTE AND LID
ZCATIGC21 15.9 x 7cm
6½" x 2¾"
53cl 18.6oz
CTN QTY 6
REPLACEMENT LID
ZCATIGL21
CTN QTY 6



COCOTTE AND LID
ZCATIGC11 14 x 7cm
5½" x 2¾"
35cl 12.3oz
CTN QTY 6
REPLACEMENT LID
ZCATIGL11
CTN QTY 6



RAMEKIN
ZCATIGR51 10cm 4"
15cl 5.2oz
CTN QTY 6



RAMEKIN
ZCATIGR21 9cm 3½"
9.5cl 3.3oz
CTN QTY 6



RAMEKIN
ZCATIGR11 6.5cm 2½"
4cl 1.4oz
CTN QTY 6



ESPRESSO CUP
ZCATIGEC1 3oz 9cl
H: 5.5cm
Dia: 9cm
CTN QTY 6



ESPRESSO SAUCER
ZCATIGS1 13.5cm 5¼"
CTN QTY 6



TEACUP
ZCATIGIC1 8oz 25cl
H: 7.5cm
Dia: 11.5cm
CTN QTY 6



TEA SAUCER
ZCATIGCS1 16.5cm 6½"
CTN QTY 6



MUG
ZCATIMG121 34cl 12oz
H: 10.5cm
Dia: 9.5cm
CTN QTY 6



SUGAR BOWL
ZCATIGSB1 6oz 16cl
CTN QTY 6



TEAPOT
ZCATIGP1 21oz 60cl
CTN QTY 6
REPLACEMENT LID
ZCATIGL1
CTN QTY 6



JUG
ZCATIGJG1 5oz 14cl
CTN QTY 6



ALCHEMY®

Buffet

The ultimate display

Create the ultimate food display using versatile buffet pieces in ceramic, wood and melamine. Designed to work together, Churchill's mixed material buffet solutions can create a variety of looks, from classical and elegant hotel breakfast buffet, to a rustic market fresh style lunch feast or sleek, urban corporate meeting breakout.

buffet trays

Delectable Displays


Create eye-catching buffet displays with Alchemy buffet trays. A stylish, modular and versatile concept, available in a mix of melamine colours, white and hand decorated ceramic and acacia wood. The range is perfect for deli style buffet displays, working lunches and conference catering.




ceramic buffet trays



RECTANGULAR CERAMIC
BUFFET TRAY
APRBART 1 30 x 14.5cm
11³/₄" x 5³/₄"
CTN QTY 6




RECTANGULAR CERAMIC
BUFFET TRAY
APRBART21 56 x 15.3cm
22" x 6"
CTN QTY 4



RECTANGULAR CERAMIC
BUFFET TRAY
APRBART31 53 x 32.5cm
20⁵/₈" x 12³/₄"
CTN QTY 2



RECTANGULAR CERAMIC
BUFFET TRAY
APRBART41 46 x 10cm
18" x 3³/₈"
CTN QTY 4



RECTANGULAR CERAMIC
BUFFET TRAY
APRBART51 58 x 20cm
22³/₄" x 7⁷/₈"
CTN QTY 4



RECTANGULAR CERAMIC
BUFFET TRAY
APRBART61 17 x 10cm
6³/₄" x 3³/₈"
CTN QTY 6



SQUARE CERAMIC
BUFFET TRAY
APRBAST 1 30.3 x 30.3cm
11³/₄" x 11³/₄"
CTN QTY 4

ceramic hints buffet trays



HINTS BARLEY WHITE
RECTANGULAR BUFFET TRAY
SHWHART 1 30 x 14.5cm
11³/₄" x 5³/₄"
CTN QTY 6



HINTS BARLEY WHITE
SQUARE BUFFET TRAY
SHWHAST 1 30.3 x 30.3cm
11³/₄" x 11³/₄"
CTN QTY 4




HINTS INDIGO BLUE
RECTANGULAR BUFFET TRAY
SHBIART 1 30 x 14.5cm
11³/₄" x 5³/₄"
CTN QTY 6




HINTS INDIGO BLUE
SQUARE BUFFET TRAY
SHBIAST 1 30.3 x 30.3cm
11³/₄" x 11³/₄"
CTN QTY 4


ceramic moonstone buffet trays



OVAL BUFFET TRAY
APRSMBT11 58 x 20 x 3cm
22¹/₂" x 7¹/₂" x 1¹/₈"
CTN QTY 4



OVAL BUFFET TRAY
APRSMBT1 58 x 15 x 3cm
22¹/₂" x 5" x 1¹/₈"
CTN QTY 4



OVAL BUFFET TRAY
APRSMBT51 58 x 10 x 3cm
22¹/₂" x 3³/₈" x 1¹/₈"
CTN QTY 4

Enhancing food displays with
design & durability



MELAMINE

An extensive range of melamine shapes in a variety of colours and finishes, designed to work with the comprehensive Churchill range of ceramics and wood.

Versatile pieces work for all manner of food displays, from modular buffet trays to soft, organic shaped bowls, available in either gloss or matte finishes. Designed in house, all shapes are exclusive to Churchill and made with 100% food safe melamine.

Churchill melamine is stain resistant and dishwasher safe, vigorously tested to ensure it meets the demands of the hospitality environment.



STACKABLE



DISHWASHER
SAFE



Food Safe Product

Learn more about our Features & Benefits
See page 334 - 337

ALCHEMY®
MELAMINE



RECTANGULAR GRANITE MELAMINE BUFFET TRAY
ZPL MRG21 56 x 15.3cm
22" x 6"
CTN QTY 4



RECTANGULAR GRANITE MELAMINE BUFFET TRAY
ZPL MRG31 53 x 32.5cm
20 7/8" x 12 3/4"
CTN QTY 2



RECTANGULAR GRANITE MELAMINE BUFFET TRAY
ZPL MRTG1 30 x 14.5cm
11 1/2" x 5 3/4"
CTN QTY 6



SQUARE GRANITE MELAMINE BUFFET TRAY
ZPL MSTG1 30.3 x 30.3cm
11 7/8" x 11 7/8"
CTN QTY 4



RECTANGULAR BLACK MELAMINE BUFFET TRAY
ZPL MRT21 56 x 15.3cm
22" x 6"
CTN QTY 4



RECTANGULAR BLACK MELAMINE BUFFET TRAY
ZPL MRT31 53 x 32.5cm
20 7/8" x 12 3/4"
CTN QTY 2



RECTANGULAR BLACK MELAMINE BUFFET TRAY
ZPL MRT1 30 x 14.5cm
11 1/2" x 5 3/4"
CTN QTY 6



SQUARE BLACK MELAMINE BUFFET TRAY
ZPL MST1 30.3 x 30.3cm
11 7/8" x 11 7/8"
CTN QTY 4



RECTANGULAR WHITE MELAMINE BUFFET TRAY
ZPL MRW21 56 x 15.3cm
22" x 6"
CTN QTY 4



RECTANGULAR WHITE MELAMINE BUFFET TRAY
ZPL MRW31 53 x 32.5cm
20 7/8" x 12 3/4"
CTN QTY 2



RECTANGULAR WHITE MELAMINE BUFFET TRAY
ZPL MRW1 30 x 14.5cm
11 1/2" x 5 3/4"
CTN QTY 6



SQUARE WHITE MELAMINE BUFFET TRAY
ZPL MSTW1 30.3 x 30.3cm
11 7/8" x 11 7/8"
CTN QTY 4

Polycarbonate Covers



RECTANGULAR BUFFET COVER
ZPL PRT21 56 x 15.3cm
22" x 6"
CTN QTY 2



RECTANGULAR BUFFET COVER
ZPL PRT31 53 x 32.5cm
20 7/8" x 12 3/4"
CTN QTY 2



RECTANGULAR BUFFET COVER
ZPL PRT1 30 x 14.5cm
11 1/2" x 5 3/4"
CTN QTY 6



SQUARE BUFFET COVER
ZPL PST1 30.3 x 30.3cm
11 7/8" x 11 7/8"
CTN QTY 2

Polycarbonate covers are not available in France.

Compatibility Guide
Polycarbonate Lids & Buffet Trays

POLYCARBONATE LIDS



RECTANGULAR BUFFET COVER
56 x 15.3cm
ZPL PRT21



RECTANGULAR BUFFET COVER
53 x 32.5cm
ZPL PRT31



RECTANGULAR BUFFET COVER
30 x 14.5cm
ZPL PRT1



SQUARE BUFFET COVER
30.3 x 30.3cm
ZPL PST1



RECTANGULAR BUFFET COVER
46 x 10cm
ZPL PRT41



RECTANGULAR BUFFET COVER
58 x 20cm
ZPL PRT51

BUFFET TRAYS	Ceramic	● APRBART21	● APRBART31	● APRBART1	● APRBAST1	● APRBART41	● APRBART51
	Wood	● ZCAWWTR21	● ZCAWWRT31	● ZCAWWRT1	● ZCAWWST1	● ZCAWWRT41	● ZCAWWRT51
	Melamine	● ZPL MRT21 ● ZPL MRG21 ● ZPL MRW21	● ZPL MRT31 ● ZPL MRG31 ● ZPL MRW31 ● ZPL WGN11 ● ZPL BGN11	● ZPL MRT1 ● ZPL MRTG1 ● ZPL MRTW1	● ZPL MST1 ● ZPL MSTG1 ● ZPL MSTW1	● ZPL MRW41	● ZPL MRW51

*Polycarbonate covers are not available in France.



RECTANGULAR WHITE MELAMINE BUFFET TRAY
ZPL MRW41 46 x 10cm
18" x 3 3/4"
CTN QTY 4



RECTANGULAR WHITE MELAMINE BUFFET TRAY
ZPL MRW51 58 x 20cm
22 1/4" x 7 7/8"
CTN QTY 4



RECTANGULAR BUFFET COVER
ZPL PRT41 46 x 10cm
18" x 3 3/4"
CTN QTY 2



RECTANGULAR BUFFET COVER
ZPL PRT51 58 x 20cm
22 1/4" x 7 7/8"
CTN QTY 2

MELAMINE



WHITE MELAMINE
GN 1/1 TRAY
ZPL WGN11 53 x 32.5cm
20 3/4" x 12 3/4"
CTN QTY 2



WHITE MELAMINE
GN 2/4 TRAY
ZPL WGN21 53 x 16.2cm
20 3/4" x 6 1/2"
CTN QTY 4



BLACK GRANITE MELAMINE
GN 1/1 TRAY
ZPL BGN11 53 x 32.5cm
20 3/4" x 12 3/4"
CTN QTY 2



BLACK GRANITE MELAMINE
GN 2/4 TRAY
ZPL BGN21 53 x 16.2cm
20 3/4" x 6 1/2"
CTN QTY 4



WHITE MELAMINE
RECTANGULAR TILE
ZPL RTW 1 25.8 x 22.1cm
10 1/8" x 8 3/4"
CTN QTY 6



BLACK GRANITE MELAMINE
RECTANGULAR TILE
ZPL RTGB1 25.8 x 22.1cm
10 1/8" x 8 3/4"
CTN QTY 6



WHITE MELAMINE
HANDLED PADDLE BOARD
ZPL HPW1 26.6 x 14cm
10 1/2" x 5 1/2"
CTN QTY 4
(37.3cm 14 3/4" inc handle)



GRANITE MELAMINE
HANDLED PADDLE BOARD
ZPL HPG1 26.6 x 14cm
10 1/2" x 5 1/2"
CTN QTY 4
(37.3cm 14 3/4" inc handle)



DISTRESSED WOOD
MELAMINE HANDLED
PADDLE BOARD
ZPL HPDW1 26.6 x 14cm
10 1/2" x 5 1/2"
CTN QTY 4
(37.3cm 14 3/4" inc handle)



DISTRESSED WOOD
MELAMINE ROUND HANDLED
PADDLE BOARD
ZPL RPDW1 32 x 32cm
12 1/2" x 12 1/2"
CTN QTY 4
(45cm 18" inc handle)



GRANITE MELAMINE
LARGE HANDLED PADDLE BOARD
ZPL LPGR1 61 x 13cm
24" x 5"
CTN QTY 4
*Size inc handle.



DISTRESSED WOOD MELAMINE
LARGE HANDLED PADDLE BOARD
ZPL LPWO1 61 x 13cm
24" x 5"
CTN QTY 4
*Size inc handle.



WHITE MELAMINE
TILT BUFFET BOWL
ZPL SBWH1 33 x 15.5cm
13" x 6 1/4"
350cl 123oz
CTN QTY 2



WHITE MELAMINE
MOONSTONE
BUFFET BOWL
ZPL MBWH1 35.5 x 25 x 18cm
14" x 11" x 7 1/4"
450cl 158oz
CTN QTY 2



WHITE MELAMINE
MOONSTONE
BUFFET BOWL
ZPL WM251 25 x 19.5 x 12.4cm
9 7/8" x 7 1/2" x 5"
129.85cl 45.75oz
CTN QTY 4



WHITE MELAMINE
MOONSTONE
BUFFET BOWL
ZPL WM201 20 x 15.5 x 10cm
7 7/8" x 6" x 4"
59.95cl 21.1oz
CTN QTY 4



BLACK MELAMINE
MOONSTONE
BUFFET BOWL
ZPL MBBK1 35.5 x 25 x 18cm
14" x 11" x 7 1/4"
450cl 158oz
CTN QTY 2




GRANITE MELAMINE
MOONSTONE
BUFFET BOWL
ZPL MBGR1 35.5 x 25 x 18cm
14" x 11" x 7 1/4"
CTN QTY 2



WHITE LOTUS MELAMINE
SHALLOW BOWL
ZPL WLDM1 35.5 x 35cm
14" x 13 3/4"
150cl 50oz
CTN QTY 4



WHITE LOTUS MELAMINE
PLATTER
ZPL WLP41 35 x 32.5cm
13 3/4" x 12 3/4"
CTN QTY 4



GRANITE LOTUS MELAMINE
SHALLOW BOWL
ZPL GLDM1 35.5 x 35cm
14" x 13 3/4"
150cl 50oz
CTN QTY 4



GRANITE LOTUS MELAMINE
PLATTER
ZPL GLP41 35 x 32.5cm
13 3/4" x 12 3/4"
CTN QTY 4



WHITE TRACE
MELAMINE BOWL
ZPL OGWL1 38cm 15"
460cl 161.8oz
CTN QTY 2



WHITE TRACE
MELAMINE BOWL
ZPL OGWM1 32cm 12 3/4"
200cl 70oz
CTN QTY 4



GRANITE TRACE
MELAMINE BOWL
ZPL OGGL1 38cm 15"
460cl 161.8oz
CTN QTY 2



GRANITE TRACE
MELAMINE BOWL
ZPL OGGM1 32cm 12 3/4"
200cl 70oz
CTN QTY 4



BLACK GRANITE
TRACE MELAMINE BOWL
ZPL OGBL1 38cm 15"
460cl 161.8oz
CTN QTY 2



BLACK GRANITE
TRACE MELAMINE BOWL
ZPL OGBM1 32cm 12 3/4"
200cl 70oz
CTN QTY 4

The natural beauty of real wood



WOOD

An extensive range of wooden pieces in a variety of shapes and finishes, from premium Alchemy Buffet Trays to a rustic natural finish.

All Churchill wood, from deli boards to buffet risers are designed to complement the Churchill ceramics portfolio.

At Churchill we only work in partnership with suppliers who share our policy on sustainability and environmental awareness, therefore our wood source is 100% renewable.



Food Safe Product



Made from a renewable resource
Environmentally friendly,
natural hardwood.

*Wipe Clean - not dishwasher safe

Learn more about our Features & Benefits
See page 334 - 337

ALCHEMY®

buffetscape® WOOD

The Ultimate Display

Bring height, colour and texture to buffet displays with Buffetscape wood. Organic and modular shapes in a selection of natural, rustic and graphite grey finishes enhance the beautiful colour and texture of acacia wood. The items are designed to work together to create the ultimate visual food display.



NATURAL ACACIA



LARGE WOODEN CRATE
ZCAWLWCR1 38 x 24 x 4.8cm
15" x 9½" x 1¾"

CTN QTY 4



MEDIUM WOODEN CRATE
ZCAWMWCR1 30 x 20 x 4.8cm
11¾" x 7¾" x 1¾"

CTN QTY 4



SMALL WOODEN CRATE
ZCAWSMCR1 30 x 11.8 x 4.8cm
11¾" x 4¾" x 1¾"

CTN QTY 4



LARGE ORGANIC STAND
ZCAWLGS1 H: 14.5cm 5¾"
Dia: 27.5cm 10¾"

CTN QTY 4



LARGE ROUND STAND
ZCAWLRST1 H: 15cm 5¾"
Dia: 25cm 9¾"

CTN QTY 4



LARGE ROUND PLANT POT
ZCAWLWPL1 H: 15cm 6"
Dia: 27.5cm 10¾"

CTN QTY 4



SMALL ROUND STAND
ZCAWSRST1 H: 10cm 4"
Dia: 15cm 6"

CTN QTY 4



SMALL ROUND PLANT POT
ZCAWSMPL1 H: 10cm 4"
Dia: 19.8cm 7¾"

CTN QTY 4



LARGE RECTANGULAR STAND
ZCAWLRRS1 42.7 x 18.4 x 15.5cm
16¾" x 7¼" x 6"

CTN QTY 2



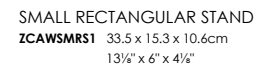
SQUARE ORGANIC PADDLE BOARD
ZCAWSQWB1 27 x 35cm
10¾" x 13¾"

CTN QTY 4



LARGE ORGANIC BOARD
ZCAWOB1 45.5 x 14.5cm
18" x 5¾"

CTN QTY 4



SMALL RECTANGULAR STAND
ZCAWSMRS1 33.5 x 15.3 x 10.6cm
13¾" x 6" x 4¼"

CTN QTY 2



SMALL ORGANIC BOARD
ZCAWOB2 32 x 17cm
12¾" x 6¾"

CTN QTY 4



LARGE NESTING RISER
ZCAWRINC1 L: 44.5cm 17½"
W: 25.8cm 10¼"
H: 23.5cm 9¼"
CTN QTY 1



MEDIUM NESTING RISER
ZCAWRMNC1 L: 42.1cm 16½"
W: 25.8cm 10¼"
H: 13.2cm 5¼"
CTN QTY 1



SMALL NESTING RISER
ZCAWRSNC1 L: 39.7cm 15½"
W: 25.8cm 10¼"
H: 5cm 2"
CTN QTY 1



LARGE STACKING CRATE RISER
ZCAWLRCR1 L: 44.5cm 17½"
W: 25.8cm 10¼"
H: 9.4cm 3¾"
CTN QTY 2



SMALL STACKING CRATE RISER
ZCAWSSCR1 L: 25.8cm 10¼"
W: 22.15cm 8¾"
H: 9.4cm 3¾"
CTN QTY 4



THREE BOWL PRESENTATION PLATFORM
ZCAWTBPP1 L: 44.5cm 17½"
W: 13cm 5¼"
H: 3.9cm 1½"
CTN QTY 4



SOLID BASE HANDLED TRAY
ZCAWSBHT1 39.7 x 25.8cm
15½" x 10"
CTN QTY 4



BREAD BOARD INSERT
ZCAWBB1 1 37.3 x 23.4cm
14½" x 9½"
CTN QTY 4
(Fits inside ZCAWSBHT1.)



MEDIUM STEPPED PRESENTATION BOARD
ZCAWMRPB1 39.6 x 16cm
15½" x 6¼"
CTN QTY 4



SMALL STEPPED PRESENTATION BOARD
ZCAWSRPB1 34.2 x 16cm
13½" x 6¼"
CTN QTY 4



Stepped presentation boards have a double sided design. Image shows the reverse of the product, with a location for a bowl or a cup.



LARGE DELI GEO BOARD
ZCAWCVLD1 46 x 15.5cm
18" x 6"
CTN QTY 4



MEDIUM DELI GEO BOARD
ZCAWCVMB1 29.5 x 21cm
11¾" x 8¼"
CTN QTY 4



SMALL DELI GEO BOARD
ZCAWCVSB1 31 x 17cm
12¼" x 6¾"
CTN QTY 4



ACACIA WOOD SINGLE HANDLED BOARD
ZCAWDBH11 17.7 x 14.2cm
7" x 5½"
CTN QTY 4



ACACIA WOOD MEDIUM DOUBLE HANDLED BOARD
ZCAWDBH21 40 x 11.5cm
15½" x 4½"
CTN QTY 4



ACACIA WOOD LARGE DOUBLE HANDLED BOARD
ZCAWDBH31 49.5 x 13cm
19½" x 5"
CTN QTY 4



ACACIA WOOD LARGE SERVING BOARD
ZCAWLWSB1 41 x 16.5cm
16½" x 6½"
CTN QTY 4



ACACIA WOOD SMALL SERVING BOARD
ZCAWSWSB1 30 x 9cm
11¾" x 3½"
CTN QTY 4



LARGE GRAPHITE DELI BOARD
ZCAWWGDD1 40 x 16.5cm
15¾" x 6½"
CTN QTY 4



SQUARE GRAPHITE DELI BOARD
ZCAWSGB 1 32.6 x 24cm
12¾" x 9¾"
CTN QTY 4



LARGE GRAPHITE ROUND STAND
ZCAWLGS1 H: 15cm 5¾"
Dia: 25cm 9¾"
CTN QTY 4
SMALL GRAPHITE ROUND STAND
ZCAWSGS1 H: 10cm 4"
Dia: 15cm 6"
CTN QTY 4

ALCHEMY®
buffet WOOD

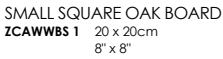
OAK WOOD



LARGE SQUARE OAK BOARD
ZCAWWBL 1 29 x 29cm
11½" x 11½"
CTN QTY 4



MEDIUM SQUARE OAK BOARD
ZCAWWBM 1 25.5 x 25.5cm
10" x 10"
CTN QTY 4



SMALL SQUARE OAK BOARD
ZCAWWBS 1 20 x 20cm
8" x 8"
CTN QTY 4



SQUARE HANDLED OAK BOARD
ZCAWSHB 1 25.5 x 36.5cm
10" x 14¼"
CTN QTY 4



RECTANGULAR HANDLED
OAK BOARD
ZCAWRHB 1 19.5 x 48cm
7¾" x 19"
CTN QTY 4



OVAL HANDLED OAK BOARD
ZCAWOHB 1 53 x 18.5cm
20¾" x 7¼"
CTN QTY 4

ACACIA WOOD



PRESENTATION BOARD
ZCAWPB121 33.5 x 33.5cm
13¾" x 13¾"
Inset: 31.75cm 12½"
CTN QTY 4



PRESENTATION BOARD
ZCAWPB111 30 x 30cm
11¾" x 11¾"
Inset: 27.9cm 11"
CTN QTY 4



LARGE WOODEN
DELI BOARD
ZCAWWBDD1 40 x 16.5cm
15¾" x 6½"
CTN QTY 4



WOODEN SERVING
DELI BOARD
ZCAWSEVB1 34 x 22cm
23¾" x 8¾"
CTN QTY 6



SQUARE WOODEN
DELI BOARD
ZCAWSDB 1 32 x 24cm
9¾" x 12¾"
CTN QTY 4



MEDIUM WOODEN
DELI BOARD
ZCAWMWBD1 35.2 x 9 x 2.7cm
13¾" x 3½" x 1¼"
CTN QTY 4



SMALL WOODEN
DELI BOARD
ZCAWSWBD1 27 x 9cm
10¾" x 3½"
CTN QTY 4



RECTANGULAR PADDLE BOARD
ZCAWWPD 1 60 x 14.8cm
23½" x 5¾"
CTN QTY 6



LARGE BOARD
ZCAWLMBD1 20 x 29cm
7¾" x 11¾"
CTN QTY 4



MEDIUM BOARD
ZCAWMMBD1 15 x 29cm
5¾" x 11¾"
CTN QTY 4
SMALL BOARD
ZCAWSMBD1 10 x 29cm
3¾" x 11¾"
CTN QTY 4

ALCHEMY®
buffet WOOD

ACACIA WOOD



LARGE MOONSTONE BOWL
ZCAWLMBL1 23 x 21.5 x 11cm
9" x 8½" x 4½"
140cl 49.2oz

CTN QTY 4



SMALL MOONSTONE BOWL
ZCAWSMBL1 14 x 13.5 x 7cm
5½" x 5¼" x 2¾"
30cl 10.5oz

CTN QTY 4



RECTANGULAR
BUFFET TRAY
ZCAWVRT1 30 x 14.5cm
11¾" x 5¾"

CTN QTY 6



SQUARE BUFFET TRAY
ZCAWWST1 30.3 x 30.3cm
11¾" x 11¾"

CTN QTY 4



RECTANGULAR
BUFFET TRAY
ZCAWVRT21 56 x 15.3cm
22" x 6"

CTN QTY 4



RECTANGULAR
BUFFET TRAY
ZCAWVRT31 53 x 32.5cm
20¾" x 12¾"

CTN QTY 2



RECTANGULAR
BUFFET TRAY
ZCAWVRT41 46 x 10cm
18" x 3¾"

CTN QTY 4



RECTANGULAR
BUFFET TRAY
ZCAWVRT51 58 x 20cm
22¾" x 7¾"

CTN QTY 4



LARGE RECTANGULAR RISER
ZCAWRR1 58 x 18 x 20cm
22" x 7¼" x 7¾"

CTN QTY 2



MEDIUM RECTANGULAR RISER
ZCAWRRM1 47 x 15 x 15cm
18½" x 5¾" x 5¾"

CTN QTY 2



SMALL RECTANGULAR RISER
ZCAWRRS1 38 x 12 x 10cm
15" x 4¾" x 4"

CTN QTY 2



LARGE BUFFET CUBE
ZCAWLB1 18 x 18 x 20cm
7¼" x 7¼" x 7¾"

CTN QTY 2



MEDIUM BUFFET CUBE
ZCAWMBR1 15 x 15 x 15cm
5¾" x 5¾" x 5¾"

CTN QTY 4



SMALL BUFFET CUBE
ZCAWSBR1 12 x 12 x 10cm
4¾" x 4¾" x 4"

CTN QTY 4



LARGE SINGLE HANDLED
WOODEN TRAY
ZCAWIGT31 48 x 14cm
19" x 5½"

CTN QTY 4



MEDIUM SINGLE HANDLED
WOODEN TRAY
ZCAWIGT21 35.5 x 14cm
14" x 5½"

CTN QTY 4



RECTANGULAR CRATE
ZCAWRCTC1 33 x 20 x 10cm
13" x 7¾" x 4¾"

CTN QTY 4



SQUARE CRATE
ZCAWSQRC1 20 x 20 x 10cm
7¾" x 7¾" x 4¾"

CTN QTY 4



ACACIA WOODEN
CARRIER
ZCAWMCC1 15 x 15cm
5¾" x 5¾"

CTN QTY 4



LARGE WOODEN TRIVET
ZCAWLDBS1 41 x 31cm
16¼" x 12½"
H: 9.2cm 3½"

CTN QTY 2

SMALL WOODEN TRIVET
ZCAWDBS1 21 x 27cm
8¼" x 10¾"
H: 9.2cm 3½"

CTN QTY 4



Visit www.churchill1795.com
to see our wood compatibility guide.

Enhancing the dining experience



CHURCHILL

CUTLERY

Exclusively designed in-house by our UK - based design team, Churchill cutlery has been specifically created for the hospitality environment with a focus on strength, comfort and style. Manufactured in high quality 18/10 stainless steel with a premium polished finish, Churchill cutlery meets the highest standards in durability and performance.

Fully stocked in our UK - based warehouse, with all the benefits of the Churchill continuity and service promise. Offering a variety of designs and styles, the range is ideal for both casual and premium settings, enhancing the dining experience and complementing the Churchill ceramics portfolio.



18/10
STAINLESS
STEEL



DISHWASHER
SAFE



BRITISH STANDARD
FOOD SAFETY, CORROSION RESISTANCE,
HARDNESS OF KNIFE BLADES

Learn more about our Features & Benefits
See page 334 - 337



CHURCHILL

Stonecast

NEW COLLECTION

Stonecast cutlery is inspired by the spinwash design of our popular ceramic Stonecast collection. The range is manufactured in quality 18/10 stainless steel and designed to work alongside our ceramic portfolio. Stonecast cutlery is featured on the sleek, angular Evolve shape with an eye catching textured embossment.



Featured with Stonecast Plate



TABLE FORK
ST TAF01 20.7cm
3.5mm
CTN QTY 12



TABLE KNIFE
ST TAKN1 23.7cm
8mm
CTN QTY 12



STEAK KNIFE
ST STKN1 24cm
8mm
CTN QTY 12



TABLE SPOON
ST TASP1 20.7cm
3.5mm
CTN QTY 12



DESSERT FORK
ST DEFO1 18.4cm
3mm
CTN QTY 12



DESSERT KNIFE
ST DEKN1 20.8cm
7.5mm
CTN QTY 12



DESSERT SPOON
ST DESP1 18.3cm
3.5mm
CTN QTY 12



CAKE FORK
ST CAF01 15.1cm
2.5mm
CTN QTY 12



FISH KNIFE
ST FIKN1 21.1cm
3mm
CTN QTY 12



SOUP SPOON
ST SOSP1 17.2cm
3mm
CTN QTY 12



TEASPOON
ST TESP1 14cm
2.5mm
CTN QTY 12



DEMITASSE SPOON
ST DMSP1 11cm
2.2mm
CTN QTY 12

18/10
Stainless Steel



CHURCHILL

Evolve

NEW COLLECTION

A sleek and minimal cutlery shape, Evolve features a stylish angular design. The range is exclusively designed by Churchill and manufactured in quality 18/10 stainless steel. Versatile and functional, the Evolve collection is designed to complement the comprehensive Churchill ceramics portfolio.



Featured with Evolve Plate



TABLE FORK
EV TAF01 20.7cm
3.5mm
CTN QTY 12



TABLE KNIFE
EV TAKN1 23.7cm
8mm
CTN QTY 12



STEAK KNIFE
EV STKN1 24cm
8mm
CTN QTY 12



TABLE SPOON
EV TASP1 20.7cm
3.5mm
CTN QTY 12



DESSERT FORK
EV DEFO1 18.4cm
3mm
CTN QTY 12



DESSERT KNIFE
EV DEKN1 20.8cm
7.5mm
CTN QTY 12



DESSERT SPOON
EV DESP1 18.3cm
3.5mm
CTN QTY 12



CAKE FORK
EV CAFO1 15.1cm
2.5mm
CTN QTY 12



FISH KNIFE
EV FIKN1 20.1cm
3mm
CTN QTY 12



SOUP SPOON
EV SOSP1 17.2cm
3mm
CTN QTY 12



TEASPOON
EV TESP1 13.8cm
2.5mm
CTN QTY 12



DEMITASSE SPOON
EV DMSP1 11cm
2.2mm
CTN QTY 12

18/10
Stainless Steel



CHURCHILL

Raku

Raku Cutlery is inspired by the surface texture of reactive glaze and the Studio Prints Raku ceramic range. Manufactured in 18/10 stainless steel and styled on the Profile cutlery shape with an additional textured embossment. Raku is a modern and tactile cutlery range, designed for versatility.



Featured with Raku Plate



TABLE FORK
RA TAF01 20.7cm
4mm+
CTN QTY 12



TABLE KNIFE
RA TAKN1 23.3cm
8mm+
CTN QTY 12



STEAK KNIFE
RA STKN1 23.3cm
8mm+
CTN QTY 12



TABLE SPOON
RA TASP1 20.9cm
4mm+
CTN QTY 12



DESSERT FORK
RA DEFO1 18.2cm
4mm+
CTN QTY 12



DESSERT KNIFE
RA DEKN1 21cm
7.5mm+
CTN QTY 12



DESSERT SPOON
RA DESP1 18.5cm
4mm+
CTN QTY 12



CAKE FORK
RA CAFO1 13.8cm
2.5mm+
CTN QTY 12



FISH KNIFE
RA FIKN1 20.1cm
3mm+
CTN QTY 12



SOUP SPOON
RA SOSP1 17.5cm
4mm+
CTN QTY 12



TEASPOON
RA TESP1 13.8cm
2.5mm+
CTN QTY 12



DEMITASSE SPOON
RA DMSP1 11cm
2.5mm+
CTN QTY 12

18/10
Stainless Steel



CHURCHILL

Profile

Sleek and contemporary, Profile cutlery is an original Churchill design manufactured in 18/10 stainless steel. Designed to complement the Churchill ceramic portfolio, Profile Cutlery a stylish, simplistic way to elevate any table setting.



Featured with Profile Plate



TABLE FORK
PR TAF01 20.7cm
4mm+
CTN QTY 12



TABLE KNIFE
PR TAKN1 23.3cm
8mm+
CTN QTY 12



STEAK KNIFE
PR STKN1 23.3cm
8mm+
CTN QTY 12



TABLE SPOON
PR TASP1 20.9cm
4mm+
CTN QTY 12




DESSERT FORK
PR DEFO1 18.2cm
4mm+
CTN QTY 12



DESSERT KNIFE
PR DEKN1 21cm
7.5mm+
CTN QTY 12




DESSERT SPOON
PR DESP1 18.5cm
4mm+
CTN QTY 12



CAKE FORK
PR CAF01 13.8cm
2.5mm+
CTN QTY 12



FISH KNIFE
PR FIKN1 20.1cm
3mm+
CTN QTY 12



SOUP SPOON
PR SOSP1 17.5cm
4mm+
CTN QTY 12



TEASPOON
PR TESP1 13.8cm
2.5mm+
CTN QTY 12



DEMITASSE SPOON
PR DMSP1 11cm
2.5mm+
CTN QTY 12

18/10
Stainless Steel



CHURCHILL

Isla

Styled on the Tanner shape, Isla is a statement design featuring a textured embossment. Inspired by the shoreline and the Churchill Isla tableware, Isla cutlery is modern, delicate and suitable for both formal and casual dining settings. The surface creates shadows and highlights, accentuating the form and inviting diners to explore it's tactile appearance.



Featured with Isla Plate



TABLE FORK
IS TAFO1 20.7cm
4mm
CTN QTY 12



TABLE KNIFE
IS TAKN1 23.6cm
8mm
CTN QTY 12



STEAK KNIFE
IS STKN1 23.6cm
8mm
CTN QTY 12



TABLE SPOON
IS TASP1 20.6cm
4mm
CTN QTY 12



DESSERT FORK
IS DEFO1 18.2cm
3.5mm
CTN QTY 12



DESSERT KNIFE
IS DEKN1 21cm
7.5mm
CTN QTY 12



DESSERT SPOON
IS DESP1 18.2cm
3.5mm
CTN QTY 12



CAKE FORK
IS CAFO1 13.6cm
2.5mm
CTN QTY 12



FISH KNIFE
IS FIKN1 20.5cm
3.5mm
CTN QTY 12



SOUP SPOON
IS SOSP1 17cm
3.5mm
CTN QTY 12



TEASPOON
IS TESP1 13.6cm
2.5mm
CTN QTY 12



DEMITASSE SPOON
IS DMSP1 11cm
2.5mm
CTN QTY 12



CHURCHILL

Tanner

Soft and simplistic Tanner cutlery shapes are stylish and ergonomically designed for comfort when holding. The contemporary and versatile design is ideal for both casual or premium dining, enhancing the dining experience and complementing the Churchill ceramics portfolio.



Featured with Stone Plate



TABLE FORK
TA TAF01 20.7cm
4mm
CTN QTY 12



TABLE KNIFE
TA TAKN1 23.6cm
8mm
CTN QTY 12



STEAK KNIFE
TA STKN1 23.6cm
8mm
CTN QTY 12



TABLE SPOON
TA TASP1 20.6cm
4mm
CTN QTY 12



DESSERT FORK
TA DEFO1 18.2cm
3.5mm
CTN QTY 12



DESSERT KNIFE
TA DEKN1 21cm
7.5mm
CTN QTY 12



DESSERT SPOON
TA DESP1 18.2cm
3.5mm
CTN QTY 12



CAKE FORK
TA CAF01 13.6cm
2.5mm
CTN QTY 12



FISH KNIFE
TA FIKN1 20.5cm
3.5mm
CTN QTY 12



SOUP SPOON
TA SOSP1 17cm
3.5mm
CTN QTY 12



TEASPOON
TA TESP1 13.6cm
2.5mm
CTN QTY 12



DEMITASSE SPOON
TA DMSP1 11cm
2.5mm
CTN QTY 12

18/10
Stainless Steel



CHURCHILL

Bamboo

Styled on the Cooper shape, Bamboo is a statement design featuring a fine linear embossment. Inspired by nature and the Churchill Bamboo tableware, Bamboo cutlery is modern, delicate and suitable for both formal and casual dining settings.



Featured with Bamboo Plate



TABLE FORK
BA TAF01 20.7cm
3.5mm
CTN QTY 12




TABLE KNIFE
BA TAKN1 23.8cm
8mm
CTN QTY 12



STEAK KNIFE
BA SKN1 24cm
8mm
CTN QTY 12



TABLE SPOON
BA TASP1 20.6cm
3.5mm
CTN QTY 12



DESSERT FORK
BA DEFO1 18.2cm
3mm
CTN QTY 12



DESSERT KNIFE
BA DEKN1 20.8cm
7.5mm
CTN QTY 12



BUTTER KNIFE
BA BUKN1 18cm
7.5mm
CTN QTY 12



DESSERT SPOON
BA DESP1 18.2cm
3mm
CTN QTY 12




CAKE FORK
BA CAF01 13.8cm
2.5mm
CTN QTY 12



FISH KNIFE
BA FIKN1 20.1cm
3mm
CTN QTY 12



SOUP SPOON
BA SOSP1 17.2cm
3mm
CTN QTY 12



TEASPOON
BA TESP1 13.8cm
2.5mm
CTN QTY 12



DEMITASSE SPOON
BA DMSP1 11cm
2.2mm
CTN QTY 12



LATTE SPOON
BA LASP1 19cm
2.3mm
CTN QTY 12



CHURCHILL

Cooper

Cooper is an original design that expertly combines classic and contemporary design elements to create a feeling of substantial weight and perfect balance. A generous head size and the long tines of the fork combine with a modern angular handle and smoothed edges for comfort.



Featured with Bamboo Plate



TABLE FORK
CO TAF01 20.7cm
3.5mm
CTN QTY 12



TABLE KNIFE
CO TAKN1 23.8cm
8mm
CTN QTY 12



STEAK KNIFE
CO STKN1 24cm
8mm
CTN QTY 12



TABLE SPOON
CO TASP1 20.6cm
3.5mm
CTN QTY 12



DESSERT FORK
CO DEFO1 18.2cm
3mm
CTN QTY 12



DESSERT KNIFE
CO DEKN1 20.8cm
7.5mm
CTN QTY 12



DESSERT SPOON
CO DESP1 18.2cm
3mm
CTN QTY 12



CAKE FORK
CO CAF01 13.8cm
2.5mm
CTN QTY 12



FISH KNIFE
CO FIKN1 20.1cm
3mm
CTN QTY 12



SOUP SPOON
CO SOSP1 17.2cm
3mm
CTN QTY 12



TEASPOON
CO TESP1 13.8cm
2.5mm
CTN QTY 12



DEMITASSE SPOON
CO DMSP1 11cm
2.2mm
CTN QTY 12

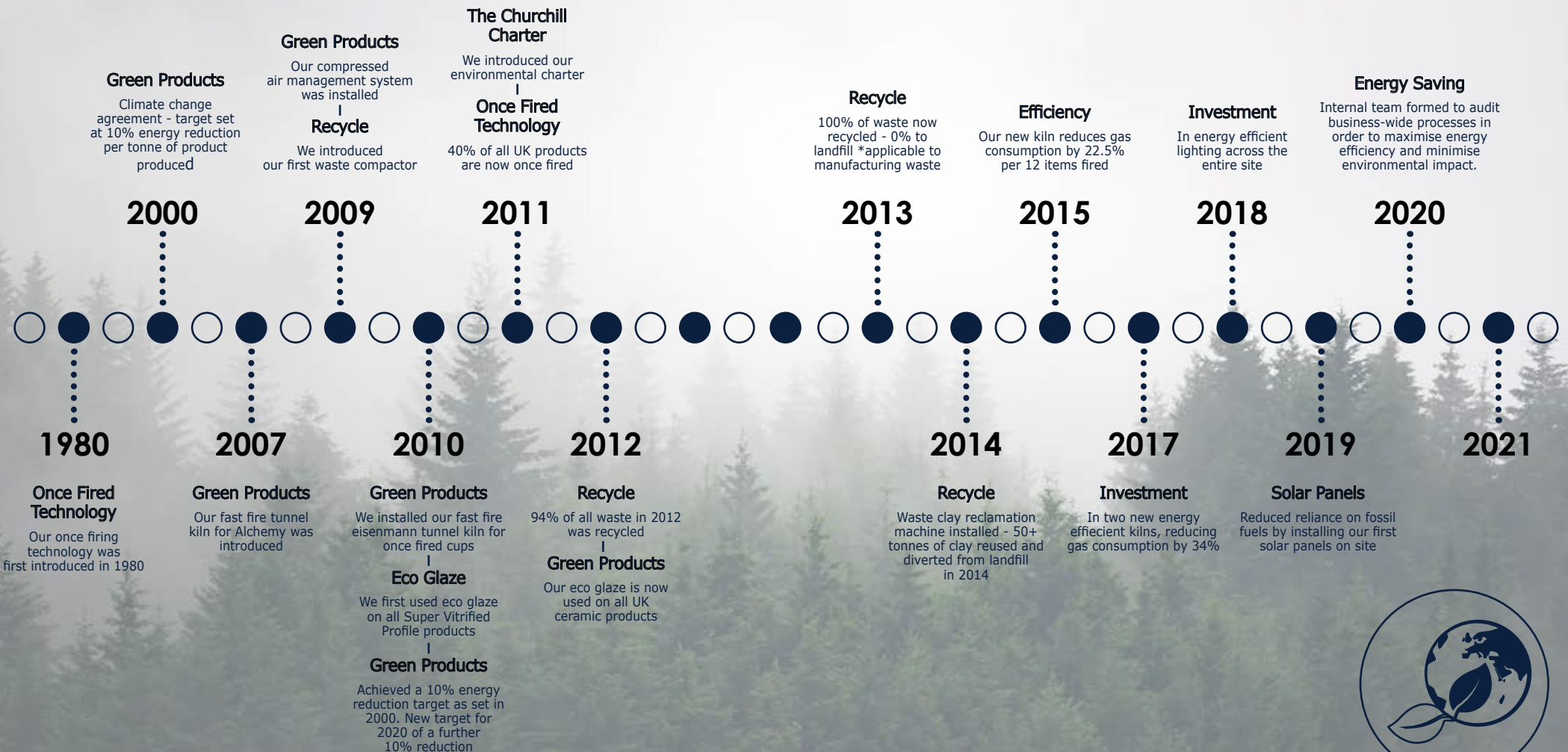


CHURCHILL®

Our Environment

the steps to a more sustainable future


We give extensive consideration to the impact on the environment throughout our production processes and ensure that the best environmental option is always adopted.





FEATURES & BENEFITS - CERAMICS





FULLY
GLAZED BASE

 Although glazing the feet of our ceramics adds complexity it increases functional benefits to the customer. Foot glazing requires 'pin firing'. This prevents scratching to tables and plates when stacked.

 Aunque esmaltar una pieza en su totalidad añade complejidad, esto aumenta los beneficios funcionales para el cliente. El esmaltado en la base de cada pieza requiere de un "pin-firing". Esto evita que se rayen las mesas y platos cuando se apilan.


 Obwohl das Glasieren der FüÙe unseres Geschirres die Komplexität erhöht, erhöht es den funktionellen Nutzen für den Kunden. Für eine Fuß-Glasur ist das sogenannte "Pin-Firing" erforderlich. So wird das Zerkratzen von Tischen und Tellern beim Stapeln verhindert.


 Sebbene la smaltatura dei piedi della nostra ceramica aggiunge complessità, accresce i vantaggi funzionali per il cliente. La smaltatura dei piedi richiede una "cottura su punte". In questo modo, si evitano i graffi sui tavoli e sui piatti quando vengono impilati.


 Le procédé du talon émaillé est un réel avantage fonctionnel pour nos clients. Pour l'obtenir, l'assiette est laissée à sécher sur un trépied en bois. L'émail pulvérisé recouvre intégralement l'assiette sauf 3 petits points au dessous de l'assiette qui seront polis plus tard.





MICROWAVE
SAFE

 Microwave Safe

 Seguro para microondas


 Mikrowellenfest


 Sicuro per microonde


 Va au micro-ondes





DISHWASHER
SAFE

 Dishwasher Safe

 Apto para lavavajillas


 Spülmaschinenfest


 Lavabile in lavastoviglie


 Va au lave-vaisselle





STACKABLE

 The technology used to form our products ensures consistency in size and weight allowing pieces to be stacked back of house using less space and reducing breakages.

 La tecnología utilizada para formar nuestros productos asegura la consistencia en tamaño y peso permitiendo que las piezas se apilen eficientemente usando menos espacio y reduciendo las roturas.


 Die Ränder werden mit einem Schwamm bearbeitet, um eine runde, glatte Oberfläche zu erzeugen, die weniger anfällig für Absplitterungen ist.


 La tecnologia impiegata per formare i nostri prodotti garantisce omogeneità di peso e dimensioni, affinché possano essere impilati negli spazi di servizio con un minore ingombro e meno rotture.


 Une technologie de pointe qui assure la régularité et une parfaite cohérence entre la taille, la forme et le poids du produit. Les espaces de stockage des professionnels sont optimisés.





DURABLE
AND VITRIFIED

 Breakages in ceramics are generally related to porosity or how much water a piece can absorb. Water absorption weakens the chemical structure affecting its durability over time. Through the process of vitrification, the particle structure of our ceramic body becomes strong, dense and watertight.

 Las roturas en la cerámica están generalmente relacionadas con la porosidad, o con la cantidad de agua que una pieza puede absorber. La absorción de agua debilita la estructura química afectando su durabilidad en el tiempo. A través del proceso de vitrificación, la estructura de partículas de nuestro cuerpo cerámico se vuelve fuerte, densa y hermética.


 Brüche in Keramik hängen im Allgemeinen mit der Porosität zusammen oder damit, wie viel Wasser ein Stück aufnehmen kann. Wasseraufnahme schwächt die chemische Struktur, was die Haltbarkeit im Laufe der Zeit beeinträchtigt. Die Partikelstruktur unseres Keramischen Scherben wird durch den Vitrifizierungs Prozess robust, dicht und wasserundurchlässig.


 Le rotture della ceramica dipendono in genere dalla porosità, cioè dalla quantità di acqua che un pezzo è in grado di assorbire. L'assorbimento di acqua indebolisce la struttura chimica, compromettendone la durata nel tempo. Mediante il processo di vetrificazione, la struttura delle particelle del nostro corpo ceramico diventa forte, denso e impermeabile.


 Les fissures ou casses de céramique sont généralement liées au taux de porosité. L'absorption d'eau affaiblit la structure chimique de la céramique, affectant sa résistance dans le temps. Grâce au processus de vitrification, la structure granulaire du corps céramique se compacte et se densifie.





SUPERIOR
GLAZE FINISH

 Our glaze is hard wearing and designed specifically for the hospitality environment. Sprayed glaze creates a smoother and more consistent finish.

 Nuestro esmalte es resistente y está diseñado específicamente para el entorno de la hostelería. El esmalte que se aplica con spray crea un acabado más suave y consistente.


 Unsere Glasur ist widerstandsfähig und speziell für das Gastgewerbe konzipiert. Die aufgesprühte Glasur erzeugt eine glattere und gleichmäßigere Oberfläche.


 Il nostro smalto è resistente e appositamente studiato per le strutture ricettive. La smaltatura a spruzzo crea una finitura più liscia e uniforme.


 Notre émail est conçu spécifiquement pour le secteur hôtelier. Le procédé d'émaillage par pulvérisation permet d'obtenir une finition plus lisse et homogène.





ECO GLAZE

 Our glazing system is carefully formulated to allow oversprayed glaze to be collected, go through a lengthy cleaning process and then be reused, minimising our impact on the environment.

 Nuestro sistema de esmaltado está cuidadosamente formulado para permitir que el esmalte pulverizado sobrante se recoja, pase por un largo proceso de limpieza y pueda luego ser reutilizado, minimizando nuestro impacto en el medio ambiente.

 Unser Glasursystem so gut konzipiert ist, dass wir überschüssig gesprühte Glasur auffangen und nach einem langwierigen Reinigungsprozess erneut verwenden können, um unseren Umwelteinfluss zu minimieren?

 Il nostro sistema di smaltatura è accuratamente formulato affinché lo smalto spruzzato in eccesso venga raccolto, subisca un lento processo di pulizia e possa quindi essere riutilizzato, riducendo al minimo il nostro impatto sull'ambiente.

 Notre système de pulvérisation nous permet de récupérer les excédents d'émail lors du process de nettoyage. En les intégrant à nouveau dans le process de fabrication, nous réduisons notre impact sur l'environnement.



BRITISH STANDARD
EUROPEAN APPROVED
VITRIFIED HOTELWARE

We test the vitrification of our products everyday, both in the kilns during firing and in our laboratory when the manufacturing process is complete.

Probamos la vitrificación de nuestro producto todos los días, tanto en los hornos durante la cocción como en nuestro laboratorio cuando el proceso de fabricación está completo.

Wir testen die Vitrifizierung unserer Produkte tagtäglich, sowohl in den Öfen während des Brennens als auch in unserem Labor nach Vollendung des Herstellungsprozesses.

Ogni giorno sottoponiamo a test la vetrificazione dei nostri prodotti, sia nei forni durante la cottura, sia nel nostro laboratorio, al termine del processo di produzione.

Nous testons la vitrification de nos produits tous les jours, pendant le processus de cuisson et dans nos laboratoires une fois le produit terminé.



BRITISH STANDARD
EUROPEAN APPROVED
HOSPITALITY CERAMIC TABLEWARE
INTENDED CONTACT WITH FOOD

Our ceramics are food safe and comply with British Standard 8654 which specifies the performance requirements for ceramic tableware intended for hospitality use.

Nuestras cerámicas son seguras para los alimentos y cumplen con el Estándar Británico 8654 que especifica los requisitos de rendimiento para los utensilios de mesa de cerámica destinados a la hostelería.

Unser Keramikgeschirr ist lebensmittelecht und entspricht dem British Standard 8654, welches die Standards für den Einsatz im Gastgewerbe festlegt.

Le nostre stoviglie sono certificate per il contatto con gli alimenti e sono conformi al British Standard 8654 che specifica i requisiti prestazionali per i prodotti destinati all'utilizzo professionale.

Nos céramiques sont sans danger pour les aliments et sont conformes à la norme britannique 8654 qui spécifie les exigences de performance pour la vaisselle en céramique destinée au secteur de l'hôtellerie restauration.



BRITISH STANDARD
MECHANICAL DISHWASHER
RESISTANCE

We test dishwasher durability to British Hospitality Standard BS 12875. In service testing has demonstrated that under hospitality use, this is the equal to 5000 dishwasher cycles.

Probamos la durabilidad en los lavavajillas según la Norma de Hostelería Británica BS 12875. En las pruebas se ha demostrado que el uso en hostelería, esto equivale a 5000 ciclos de lavavajillas. El equivalente a poner el mismo plato en el lavavajillas todos los días durante 13 años.

Wir testen die Geschirrspüler-Widerstandsfähigkeit unserer Produkte laut des britischen Gastronomie-Standards BS 12875. In Servicetests wurde nachgewiesen, dass dies bei der Verwendung im Gastgewerbe 5000 Spülgängen entspricht. Das ist so, als würde man denselben Teller 13 Jahre lang jeden Tag in die Spülmaschine stellen.

Verifichiamo la durata in lavastoviglie secondo il British Hospitality Standard BS 12875. Dalle prove effettuate in servizio è emerso che l'uso in strutture ricettive equivale a 5.000 cicli in lavastoviglie. È come mettere in lavastoviglie lo stesso piatto ogni giorno per 13 anni.

Nous testons la résistance au lave-vaisselle selon la norme BS 12875. L'utilisation professionnelle démontre une résistance à plus de 5000 cycles au lave-vaisselle ; soit un lavage par jour pendant 13 ans.

FEATURES & BENEFITS - CUTLERY



**STAINLESS
STEEL**

Manufactured in high quality 18/10 stainless steel. Churchill cutlery meets the highest standards in durability and performance.

El acero inoxidable 18/10 de alta calidad cumple con los más altos estándares de durabilidad y rendimiento.

Hergestellt aus reinem Edelstahl 18/10 erfüllt es höchste Standards in Qualität und Haltbarkeit.

L'alta qualità dell'acciaio 18/10 si aggiunge ai più alti standard di durata e performance.

La haute qualité 18/10 Stainless steel contribue à la durabilité produit.



**DISHWASHER
SAFE**

Dishwasher Safe

Apto para lavavajillas

Spülmaschinenfest

Lavabile in lavastoviglie

Va au lave-vaisselle



BRITISH STANDARD
FOOD SAFETY, CORROSION
RESISTANCE, HARDNESS OF
KNIFE BLADES

Food safety, corrosion resistance and hardness of knife blades.

Apto para lavavajillas

Spülmaschinenfest

Lavabile in lavastoviglie

Va au lave-vaisselle

BADGING

TAILOR MADE

Enhance your brand experience with personalised tableware from Churchill.

Our bespoke design service allows you to brand any product with your own personal identity.

From your logo to a full design solution, we will work with you to create the perfect end result.



CREATING YOUR OWN PERSONALISED TABLEWARE IS EASY WITH 8 SIMPLE STEPS

1. Initial Enquiry

- Supply us with your company logo
- Choose your product from any of the Churchill ranges
- Please provide a Pantone reference
- Tell us where you want your logo to go

(Other pantone colours available outside our specified palette. This may however take a little extra time)

*Minimum order quantity is 300 mixed pieces, repeat orders are 150 mixed pieces



4. Fired sample

- We will send the fired sample to you for approval
- This will be a true representation of how your final product will look



5. Customer approval of fired sample

- Email confirmation that you are happy with the fired sample
 - location of badge
 - colour
 - items selected
 - size of badge
- Place your order



2. Visuals -

- We'll email an initial graphic design to you to demonstrate how the finished item will look



6. Decorators

- Our skilled decorators will place your logo on each of your items by hand



3. Customer approval of visual

- We await your confirmation of the visuals sent
 - location of badge
 - items selected
 - size of badge



7. Quality check - Each piece will be subjected to a quality check before despatch

8. Delivery of your order!



In the printing of this brochure, every effort has been made to ensure perfect reproduction of product colours, but due to printing limitations, they may not be an exact match to the actual product.



CHURCHILL

churchill1795.com

f [Churchill1795](#)

🐦 [@Churchill1795](#)

📧 [@Churchill_1795](#)

Tel: +44 (0) 1782 577 566

Fax: +44 (0) 1782 524 355

email: info@churchill1795.com

HEAD OFFICE & STOKE SHOWROOM

No. 1 Marlborough Way
Tunstall
Stoke-on-Trent
ST6 5NZ

LONDON SHOWROOM

Business Design Centre
Suite 102
52 Upper Street
Islington
London
N1 0QH

MADRID SHOWROOM

Calle Princesa No 2
7ª Planta
Puertas 4 y 5
Madrid 28008
España
Tel: 910 004 929

